

## N Female to SMA Male Adapter

### Electrical Specifications

Frequency Range	DC to 6 GHz
Maximum VSWR	1.2:1
Maximum Passive Intermodulation (2 x 20 Watts)	-160 dBc

### Mechanical Specifications

Weight	0.0657 lbs [29.8 g]
Color	Silver

#### Connector 1

Type	N Female
Inner Conductor Material and Plating	Beryllium Copper, Silver
Body Material and Plating	Brass, Tri-Metal
Dielectric Type	PTFE

#### Connector 2

Type	SMA Male
Inner Conductor Material and Plating	Beryllium Copper, Silver
Coupling Nut Material and Plating	Passivated Stainless Steel
Hex Size	8 mm
Body Material and Plating	Brass, Tri-Metal
Dielectric Type	PTFE

### Environmental Specifications

#### Temperature

Operating Range	-45 to +125 deg C
-----------------	-------------------

### Compliance Certifications (visit [www.FairviewMicrowave.com](http://www.FairviewMicrowave.com) for current document)

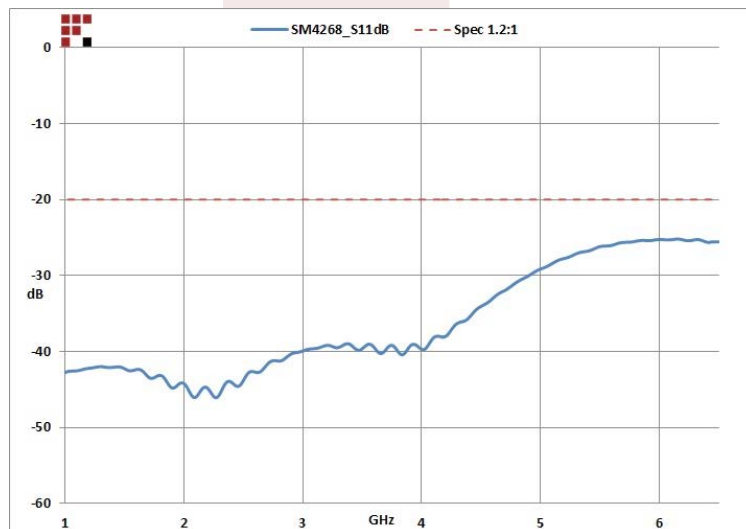
RoHS Compliant	Yes
----------------	-----

### Plotted and Other Data

#### Notes:

- Values at 25 °C, sea level

### Typical Performance Data



### Features:

- Connector 1: N Female
- Impedance 1: 50 Ohms
- Connector 2: SMA Male
- Impedance 2: 50 Ohms
- Adapter Design: Standard
- Body Style: Straight
- Low PIM: -160 dBc


Fairview Microwave  
1130 Junction Dr. #100  
Allen, TX 75013  
Tel: 1-800-715-4396 / (972) 649-6678  
Fax: (972) 649-6689  
[www.fairviewmicrowave.com](http://www.fairviewmicrowave.com)  
[sales@fairviewmicrowave.com](mailto:sales@fairviewmicrowave.com)

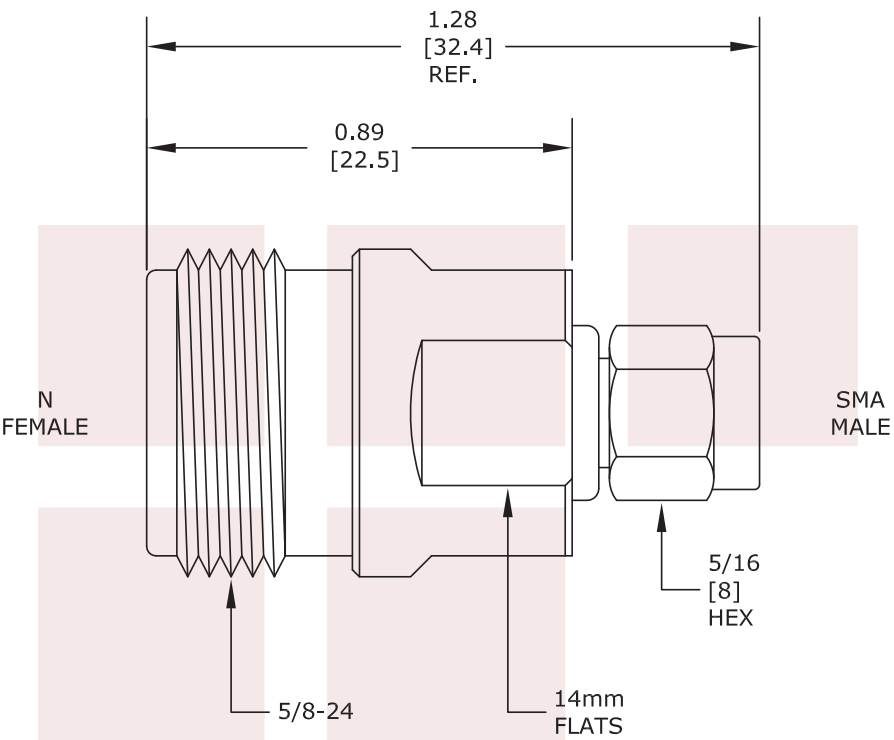
N Female to SMA Male Adapter from Fairview Microwave is in-stock and available to ship same-day. All of our RF/microwave products are available off-the-shelf from our ISO 9001:2008 certified facilities in Allen, Texas. Fairview Microwave is RF on-demand.

For additional information on this product, please click the following link: [N Female to SMA Male Adapter SM4268](#)

URL: <http://www.fairviewmicrowave.com/n-female-sma-male-adapter-sm4268-p.aspx>

The information contained in this document is accurate to the best of our knowledge and representative of the part described herein. It may be necessary to make modifications to the part and/or the documentation of the part, in order to implement improvements. Fairview Microwave reserves the right to make such changes as required. Unless otherwise stated, all specifications are nominal. Fairview Microwave does not make any representation or warranty regarding the suitability of the part described herein for any particular purpose, and Fairview Microwave does not assume any liability arising out of the use of any part or documentation.





FAIRVIEW MICROWAVE INC. ALLEN, TX 75013 WWW.FAIRVIEWMICROWAVE.COM		NOTES: 1. UNLESS OTHERWISE SPECIFIED ALL DIMENSIONS ARE NOMINAL. 2. ALL SPECIFICATIONS ARE SUBJECT TO CHANGE WITHOUT NOTICE AT ANY TIME. 3. DIMENSIONS ARE IN INCHES [mm].				
TITLE N Female to SMA Male Adapter		DWG NO SM4268		CAGE CODE 3FKR5		
		CAD FILE 070914	SHEET	SCALE N/A	SIZE A	2233