


Характеристики:

- Коэффициент усиления: 49 дБ (тип.)
- Шум: 1,0 дБ (тип.)
- Выходная мощность по уровню 1 дБ компрессии: +20 дБм (тип.)
- Напряжение питания: +12 В
- Согласованный вход/выход 50 Ом



Области применения:

- Беспроводные сети
- 5G сети
- Оборудование для тестирования и измерений
- Микроэлектроника и спутниковая связь
- Оптоволоконные сети

Parameter	Min.	Typ.	Max.	Min.	Typ.	Max.	Min.
Frequency Range	0.8		1.5	1.5		2.2	GHz
Gain	46	49	53	46	49	53	dB
Gain Flatness		±0.5	±1.0		±0.5	±1.0	dB
Gain Variation Over Temperature (-40°C~+85°C)		±0.5			±1.0		dB
Noise Figure		1.0	1.5		1.0	1.5	dB
Input VSWR		1.6	2.0		1.7	2.2	: 1
Output VSWR		1.5	1.8		1.5	2.0	: 1
Output 1dB Compression Point (P1dB)	18	20		18	19		dBm
Saturated Output Power (Psat)		23			21		dBm
Output Third Order Intercept (OIP3)		31			29		dBm
Supply Current (Vcc=+12V)		240	300		240	300	mA
Isolation S12		-55			-55		dB

Weight	Net	1.3 Max Ounces	Impedance	50ohms
	Including Heat sink	3.36Max Ounces		
Input /Output Connectors	SMA-Female		Material	Aluminum
Finish	Gold Plated		Package Sealing	Epoxy Sealed (Standard)
				Hermetically Sealed (Optional)

Малошумящий усилитель 0,8 ГГц — 2,2 ГГц

Absolute Maximum Ratings

Operating Voltage	+15V
RF Input Power (RFIN)	-20dBm

Biassing Up Procedure

Step 1	Connect Ground Pin
Step 2	Connect input and output
Step 3	Connect +12V biasing

Power OFF Procedure

Step 1	Turn off +12V biasing
Step 2	Remove RF connection
Step 3	Remove Ground

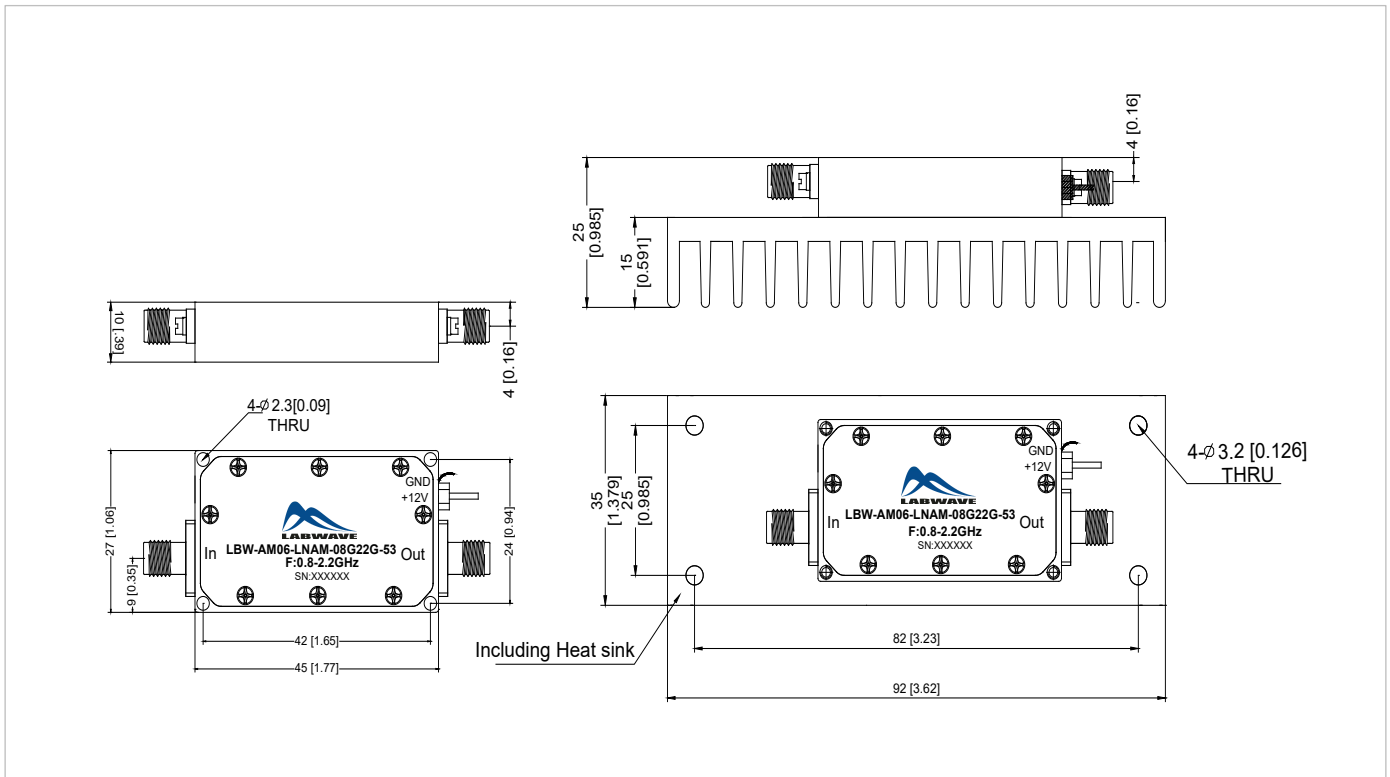
Environmental Specifications

Operational Temperature	-40°C~+85°C
Storage Temperature	-50°C~+105°C
Altitude	30,000 ft. (Epoxy Sealed Controlled environment)
	60,000 ft. 1.0psi min (Hermetically Sealed Un-controlled environment) (Optional)
Vibration	25g RMS (15 degrees 2KHz) endurance, 1 hour per axis
Humidity	100% RH at 35°C, 95%RH at 40°C
Shock	20G for 11msec half sine wave, 3 axis both directions

Outline Drawing:

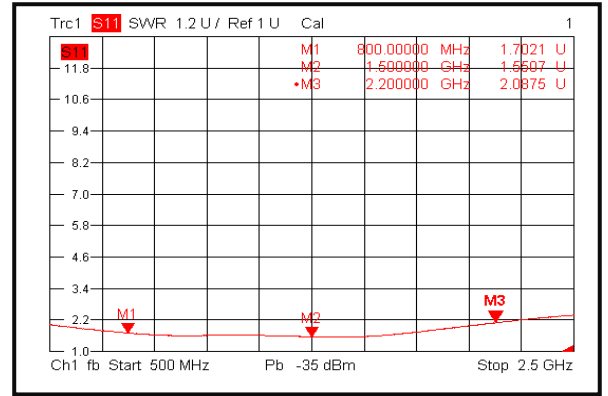
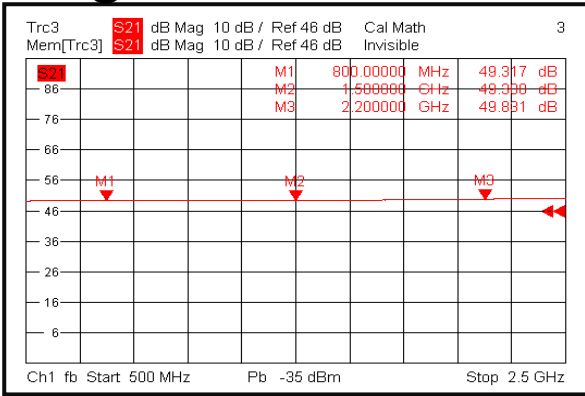
All Dimensions in mm (inches)
Housing Tolerances ± 0.1 (0.004)

Heat Sink required during operation(Sold Separately)

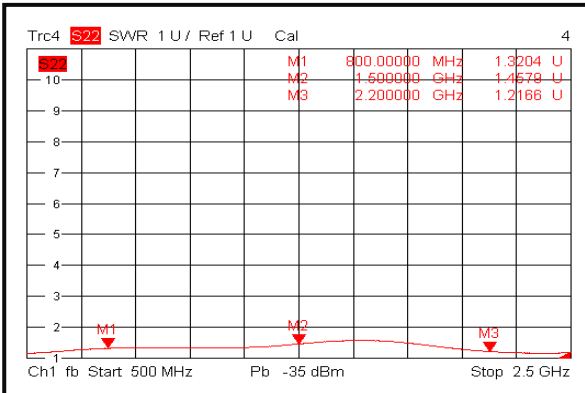


Малошумящий усилитель 0,8 ГГц — 2,2 ГГц Input VSWR @+25°C

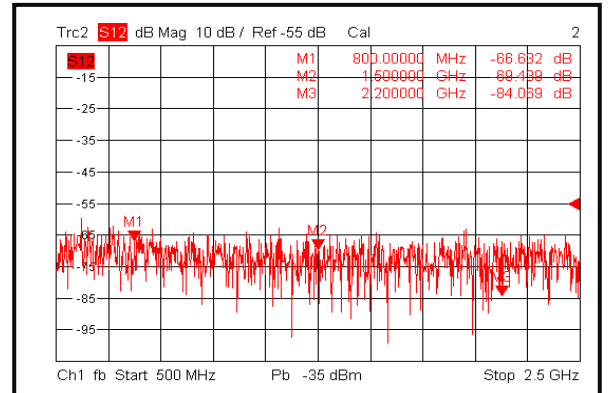
Gain @+25°C



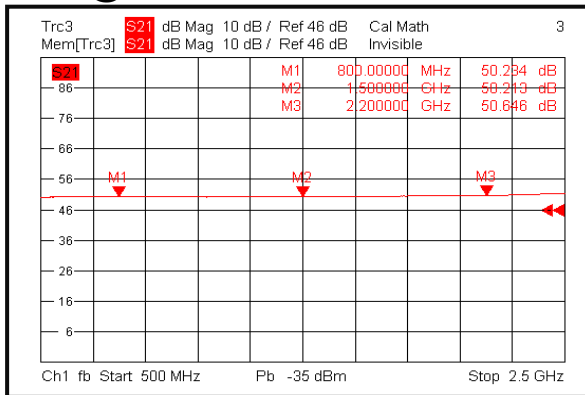
Output VSWR @+25°C



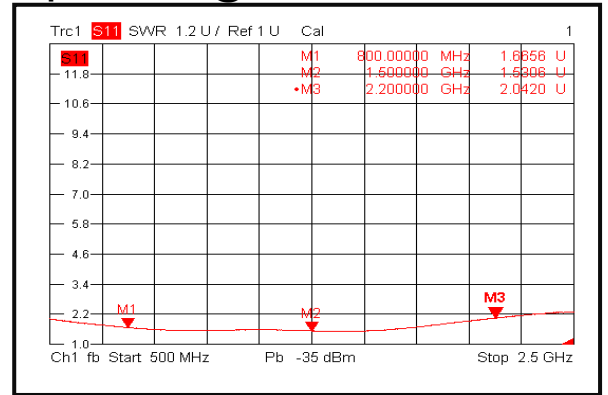
Isolation @+25°C



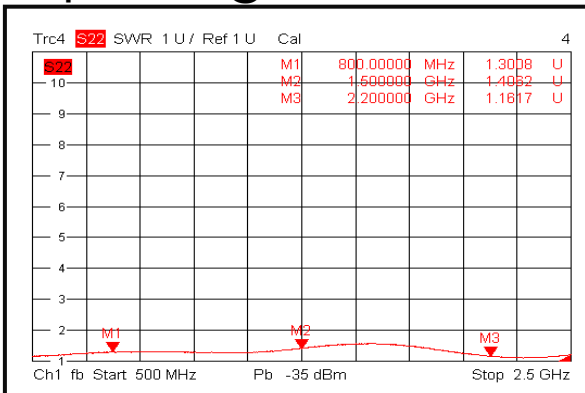
Gain @-40°C



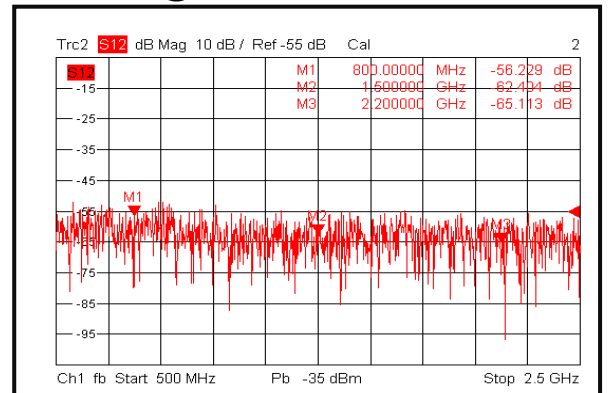
Input VSWR @-40°C



Output VSWR @-40°C

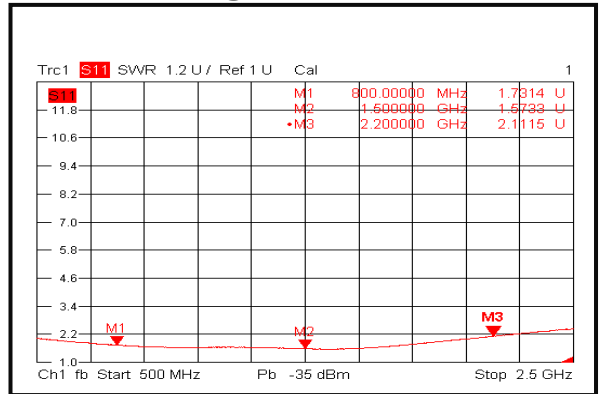
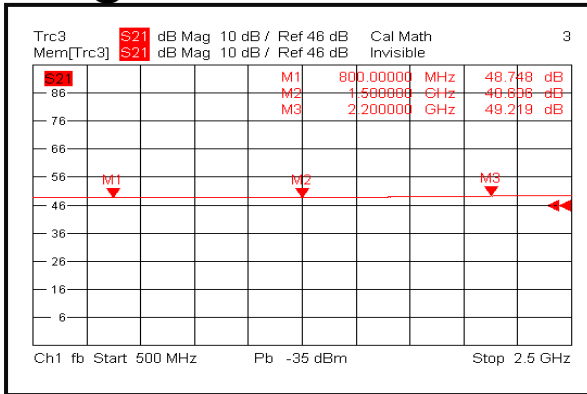


Isolation @-40°C

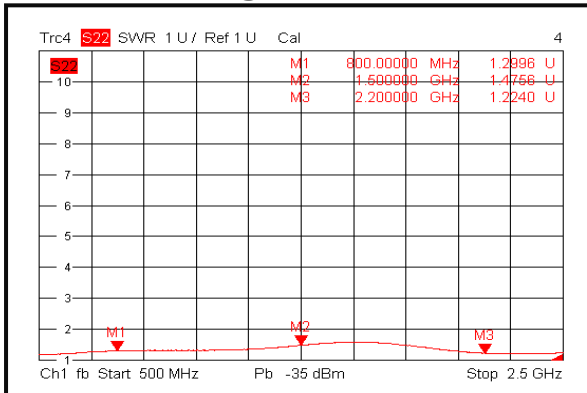


Малошумящий усилитель 0,8 ГГц — 2,2 ГГц Input VSWR @+85°C

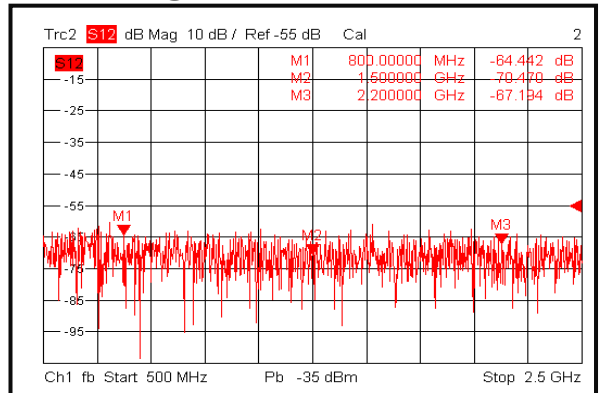
Gain @+85°C



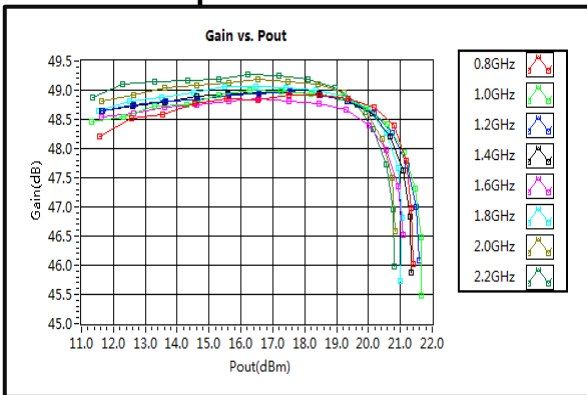
Output VSWR @+85°C



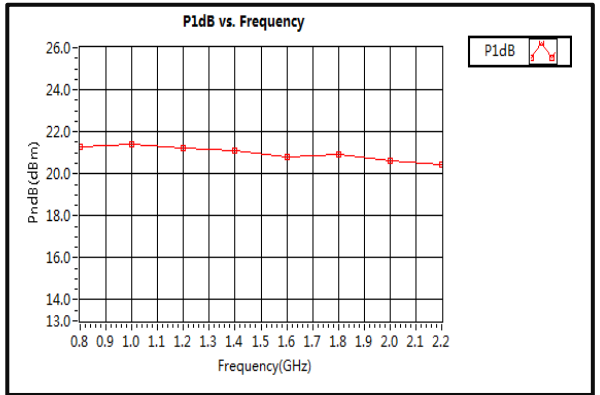
Isolation @+85°C



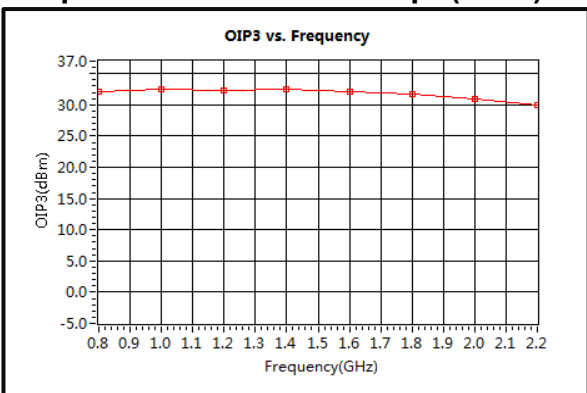
Gain vs. Output Power



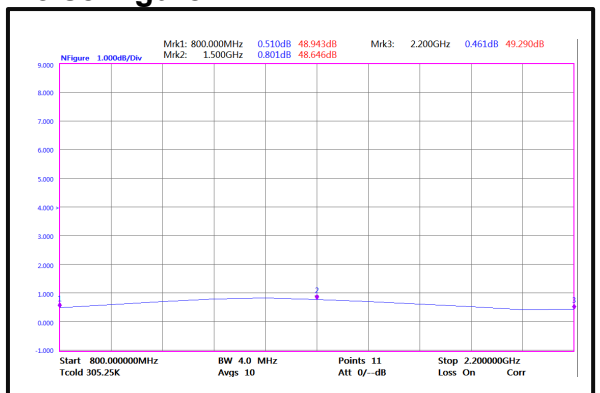
P1dB vs. Frequency



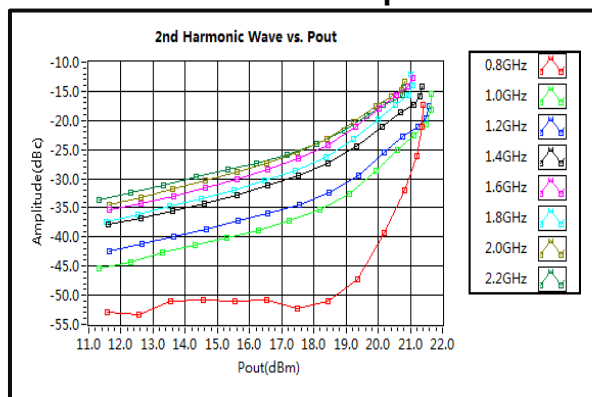
Output Third Order Intercept (OIP3)



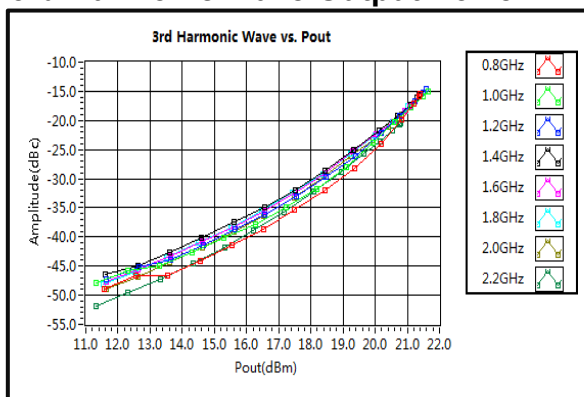
Noise Figure



2nd Harmonic Wave Output Power



3rd Harmonic Wave Output Power



4th Harmonic Wave Output Power

