

RA TNC Male to TNC Female Adapter

RA TNC male to TNC female adapter part number SM8723 from Fairview Microwave is in-stock and ships same day. This Fairview TNC to TNC adapter has a male to female gender configuration. SM8723 TNC male to TNC female adapter operates to 2 GHz. The Fairview Microwave RF adapter provides good VSWR of 1.5:1 maximum. This right angle TNC adapter allows for easier connections in tight spaces.

RF adapters can be used to enable connections between two connector types that would otherwise not mate. Certain RF adapter configurations can also be used to protect connectors on expensive equipment where the number of connect and disconnect cycles is high. An RF, microwave, or millimeter wave adapter is connected to the equipment and the commonly changed connection is made with the adapter which can be easily replaced when it wears out after high usage; such adapters are referred to as connector savers. Fairview Microwave also offers bulkhead, panel mount, hermetically sealed, reverse polarity, and isolated ground adapter varieties to serve all of your RF, microwave and millimeter wave needs.

Electrical Specifications

Description	Min	Typ	Max	Units
Frequency Range	DC		2	GHz
VSWR			1.5:1	
Operating Voltage (AC)			500	Vrms

Electrical Specification Notes:
 Values at 25°C, sea level.

Mechanical Specifications

Size	
Length	1.14 in [28.96 mm]
Height	1.08 in [27.43 mm]
Weight	0.057 lbs [25.85 g]

Description	Connector 1	Connector 2
Type	TNC Male	TNC Female
Polarity	Standard	Standard
Mating Cycles	500	500



Configuration:

- TNC Male Connector 1
- TNC Female Connector 2
- 50 Ohm
- Right Angle Body Geometry

Features:

- VSWR of 1.5:1 max up to 2 GHz
- Gold Plated Brass Contact

Applications:

- General Purpose Test

Fairview Microwave
 1130 Junction Dr. #100
 Allen, TX 75013
 Tel: 1-800-715-4396 / (972) 649-6678
 Fax: (972) 649-6689
www.fairviewmicrowave.com
sales@fairviewmicrowave.com

Material Specifications

Description	Connector 1	Connector 2
Type	TNC Male	TNC Female
Contact Material	Brass	Brass
Contact Plating	Gold	Gold
Insulation Material	PTFE	PTFE
Outer Contact Material		Brass
Outer Contact Plating		Nickel
Outer Conductor Contact Spec.		100 µin minimum
Body Material	Brass	
Body Plating	Nickel	
Body Plating Spec.	100 µin minimum	

Environmental Specifications

Temperature

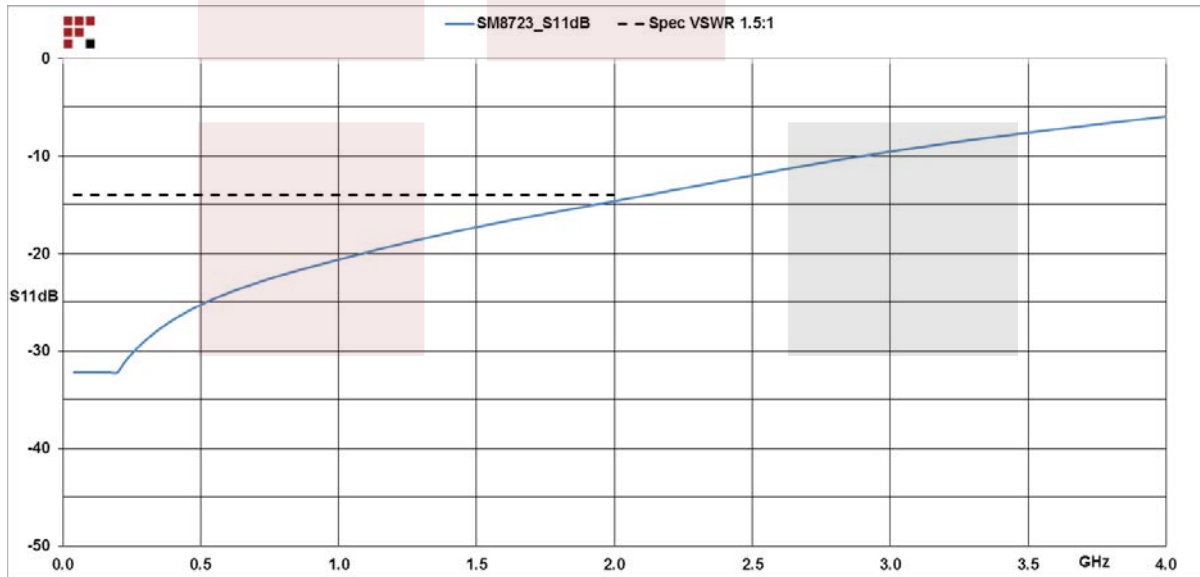
Operating Range -20 to +80 deg C

Compliance Certifications (see [product page](#) for current document)

Plotted and Other Data

Notes:

Typical Performance Data




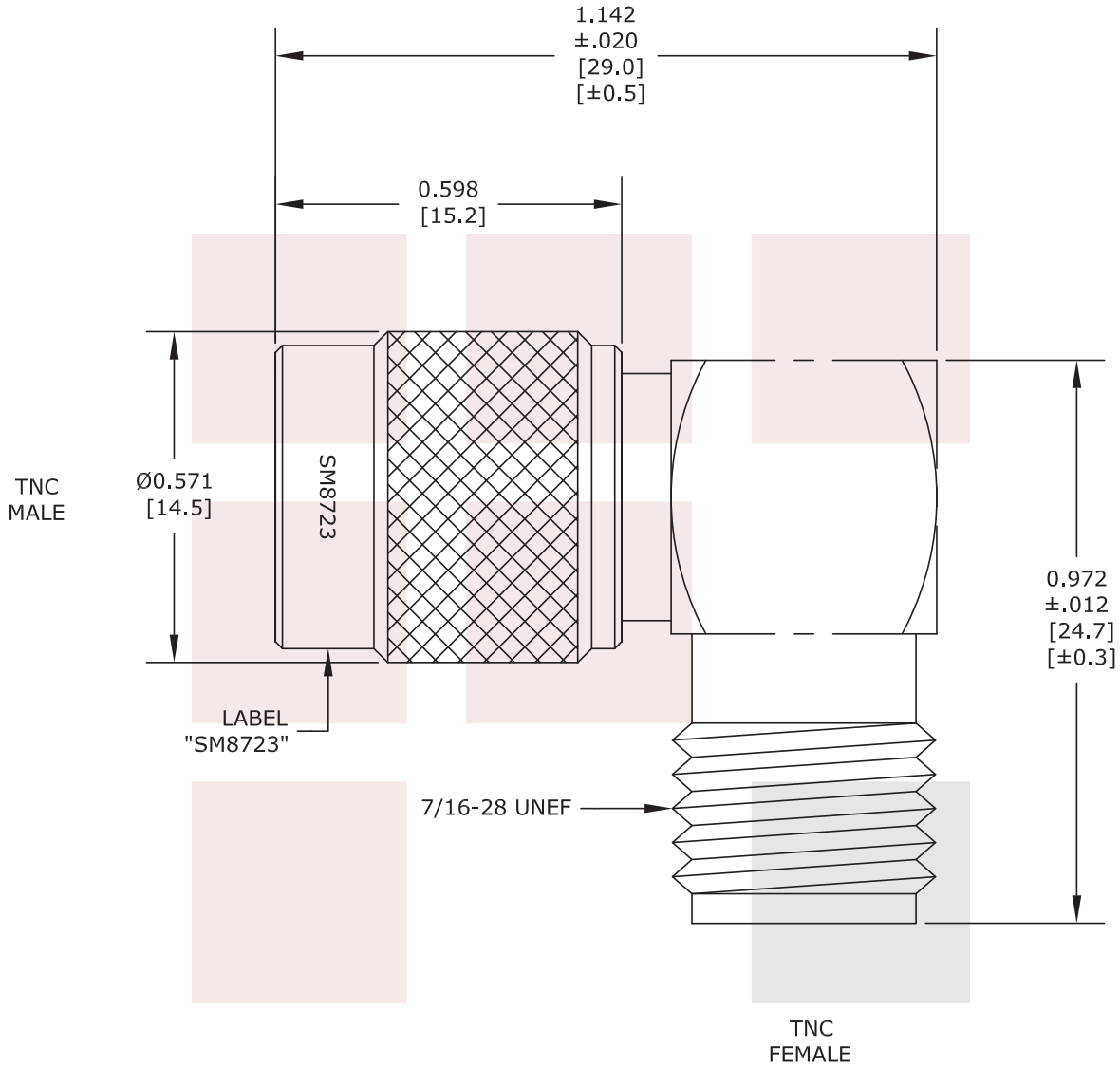
RA TNC Male to TNC Female Adapter from Fairview Microwave is in-stock and available to ship same-day. All of our RF/microwave products are available off-the-shelf from our ISO 9001:2008 certified facilities in Allen, Texas. Fairview Microwave is RF on-demand.

For additional information on this product, please click the following link: [RA TNC Male to TNC Female Adapter SM8723](#)

URL: <https://www.fairviewmicrowave.com/ra-tnc-male-tnc-female-adapter-sm8723-p.aspx>

The information contained in this document is accurate to the best of our knowledge and representative of the part described herein. It may be necessary to make modifications to the part and/or the documentation of the part, in order to implement improvements. Fairview Microwave reserves the right to make such changes as required. Unless otherwise stated, all specifications are nominal. Fairview Microwave does not make any representation or warranty regarding the suitability of the part described herein for any particular purpose, and Fairview Microwave does not assume any liability arising out of the use of any part or documentation.





STANDARD TOLERANCES	
.X	±0.2
.XX	±0.1
.XXX	±0.05

*STANDARD TOLERANCES APPLY ONLY TO DIMENSIONS IN INCHES

FAIRVIEW MICROWAVE INC.		NOTES: 1. UNLESS OTHERWISE SPECIFIED ALL DIMENSIONS ARE NOMINAL. 2. ALL SPECIFICATIONS ARE SUBJECT TO CHANGE WITHOUT NOTICE AT ANY TIME. 3. DIMENSIONS ARE IN INCHES [mm].			
ALLEN, TX 75013 WWW.FAIRVIEWMICROWAVE.COM		DWG NO SM8723		CAGE CODE 3FKR5	
TITLE RA TNC Male to TNC Female Adapter		CAD FILE 091916	SHEET	SCALE N/A	SIZE A
				41742	