


Характеристики:

- Коэффициент усиления: 47 дБ (тип.)
- Шум: 1,6 дБ (тип.)
- Выходная мощность по уровню 1 дБ компрессии: +25 дБм (тип.)
- Напряжение питания: +12 В
- Согласованный вход/выход 50 Ом
- Размеры: 74,2 x 40,1 x 11,9 (мм) (2.92" x 1.58" x 0.47")



Области применения:

- Беспроводные сети
- 5G сети
- Оборудование для тестирования и измерений
- Микроэлектроника и спутниковая связь
- Оптоволоконные сети

Parameter	Min.	Typ.	Max.	Units
Frequency Range	0.7		6	GHz
Gain	44	47	50	dB
Gain Flatness		±1.0	±2.0	dB
Gain Variation Over Temperature (-40°C~+85°C)		±2.0		dB
Noise Figure		1.6	3.0	dB
Input VSWR		1.8	2.5	: 1
Output VSWR		1.8	2.5	: 1
Output 1dB Compression Point (P1dB)	23	25		dBm
Saturated Output Power (Psat)		27		dBm
Output Third Order Intercept (OIP3)		32		dBm
Supply Current (Idd) (Vcc=+12V)		350	450	mA
Isolation S12		-70		dB

Weight	3.0 ounces(Max.)	Impedance	50 ohms
Input /Output Connectors	SMA-Female	Material	Aluminum
Finish	Nickel Plated	Package Sealing	Epoxy Sealed (Standard)
			Hermetically Sealed (Option with extra charge)

Широкополосный малошумящий усилитель 0,7 ГГц — 6 ГГц

Absolute Maximum Ratings

Operating Voltage	+15V
RF Input Power (RFIN)	-15dBm

Biassing Up Procedure

Step 1	Connect Ground Pin
Step 2	Connect input and output
Step 3	Connect +12V biasing

Power OFF Procedure

Step 1	Turn off +12V biasing
Step 2	Remove RF connection
Step 3	Remove Ground

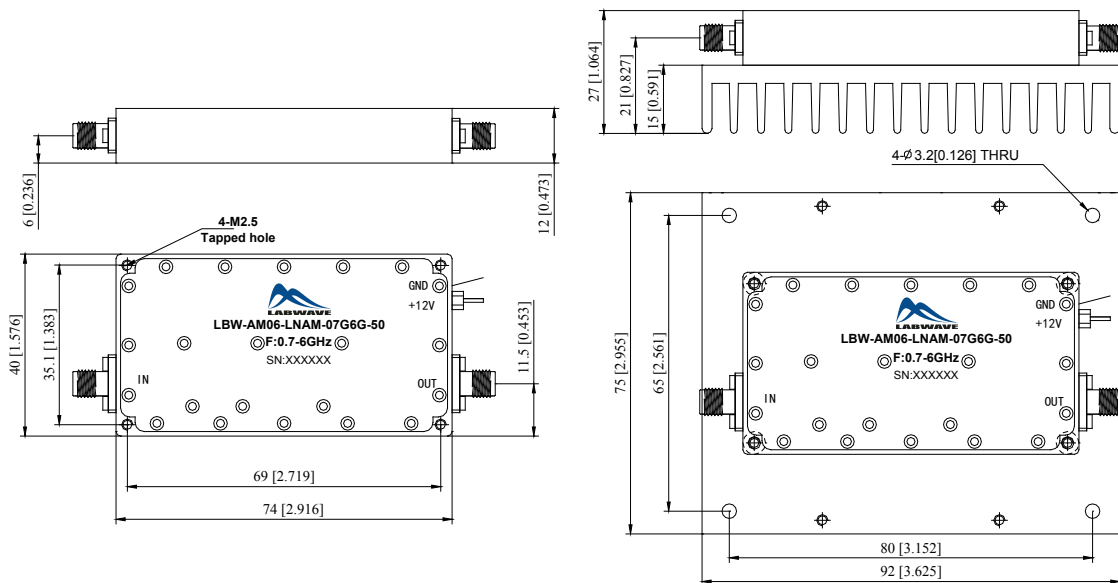
Environmental Specifications

Operational Temperature	-40°C~+85°C
Storage Temperature	-50°C~+105°C
Altitude	30,000 ft. (Epoxy Sealed Controlled environment)
	60,000 ft. 1.0psi min (Hermetically Sealed Un-controlled environment) (Optional)
Vibration	25g RMS (15 degrees 2KHz) endurance, 1 hour per axis
Humidity	100% RH at 35°C, 95%RH at 40°C
Shock	20G for 11msec half sine wave, 3 axis both directions

Outline Drawing:

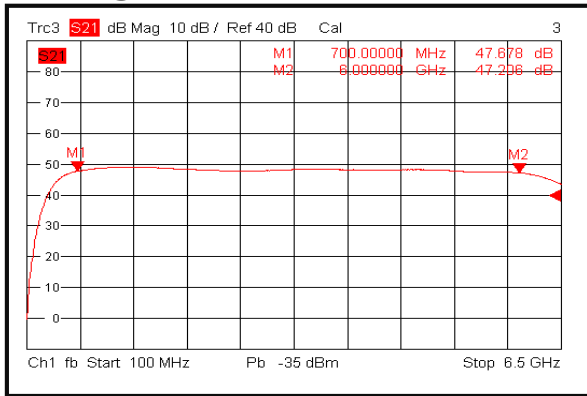
All Dimensions in mm (inches)
Housing Tolerances ± 0.2 (0.008)

Heat Sink required during operation(Sold Separately)

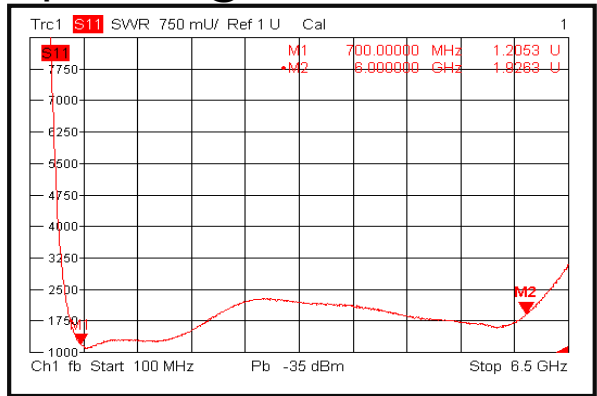


Широкополосный малошумящий усилитель 0,7 ГГц — 6 ГГц

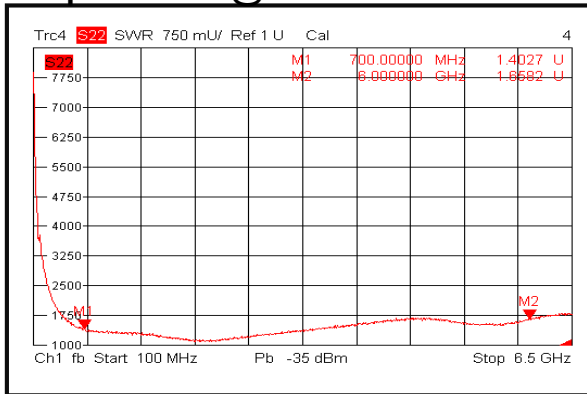
Gain @+25°C



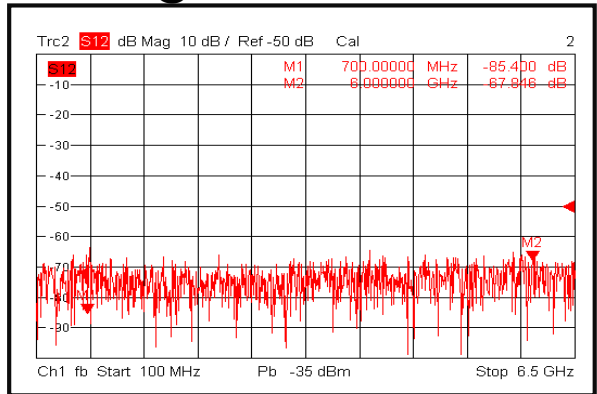
Input VSWR @+25°C



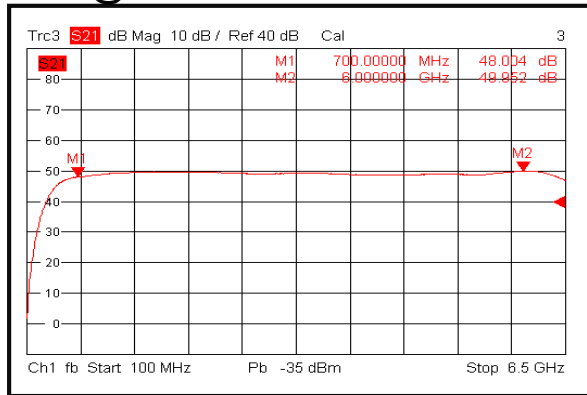
Output VSWR @+25°C



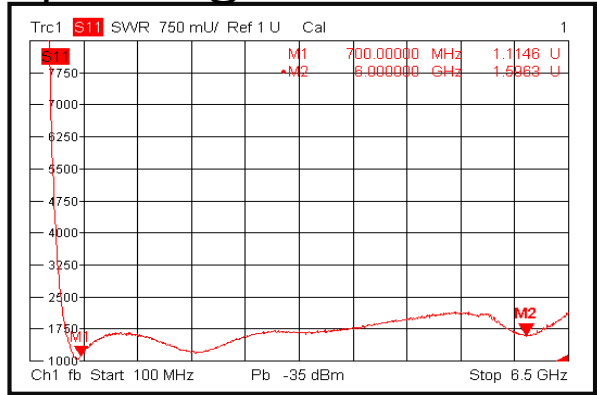
Isolation @+25°C



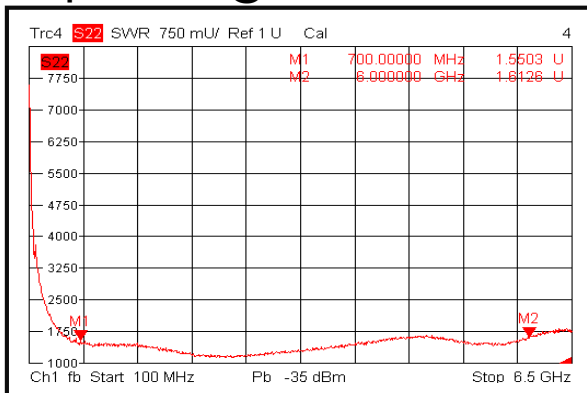
Gain @-40°C



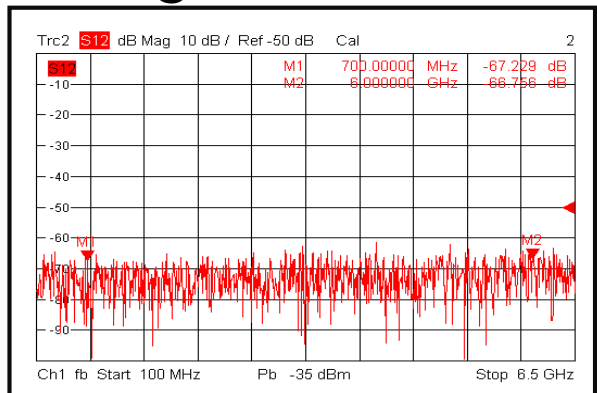
Input VSWR @-40°C



Output VSWR @-40°C

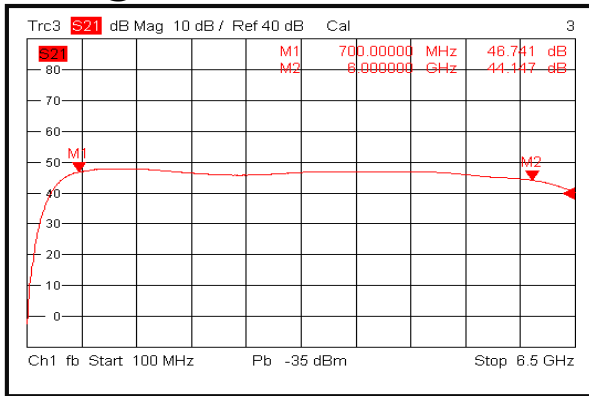


Isolation @-40°C

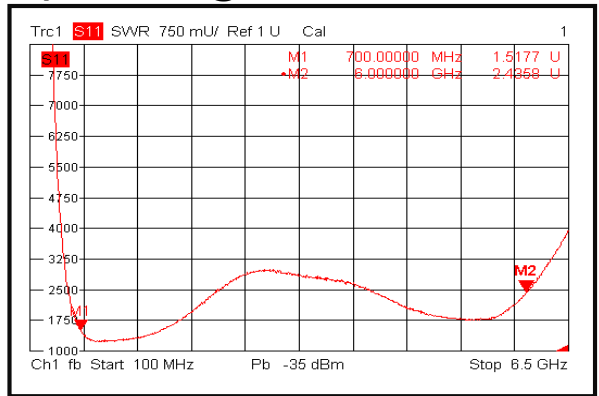


Широкополосный маломощный усилитель 0,7 ГГц — 6 ГГц

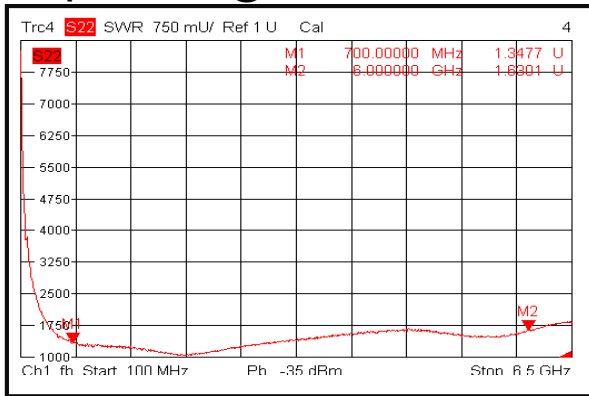
Gain @+85°C



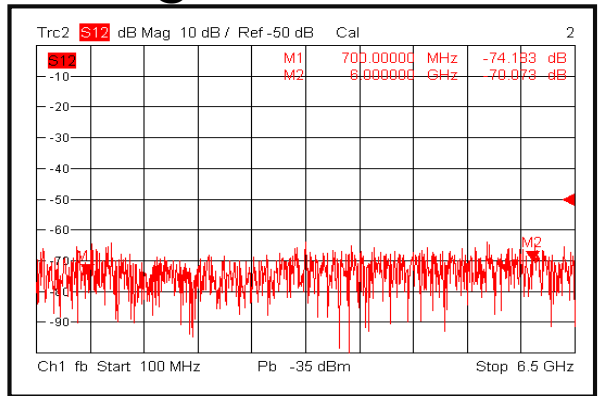
Input VSWR @+85°C



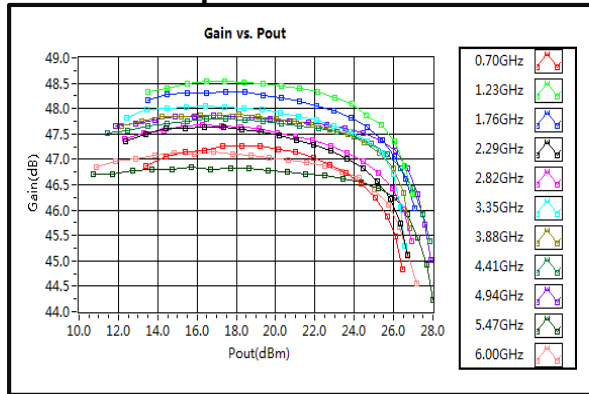
Output VSWR @+85°C



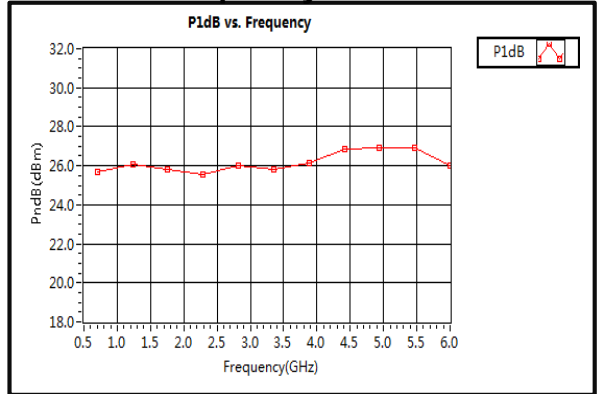
Isolation @+85°C



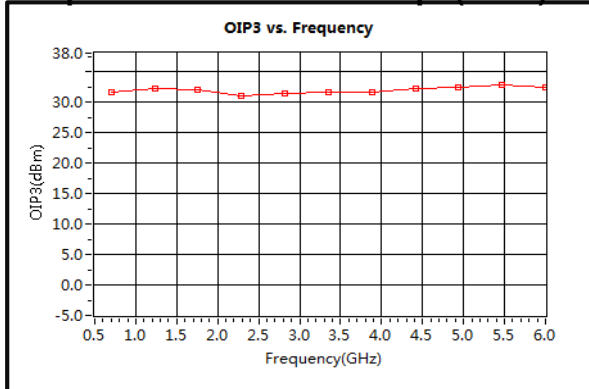
Gain vs. Output Power



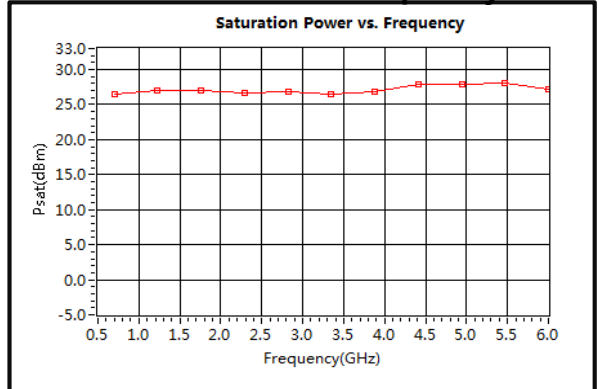
P1dB vs. Frequency



Output Third Order Intercept (OIP3)

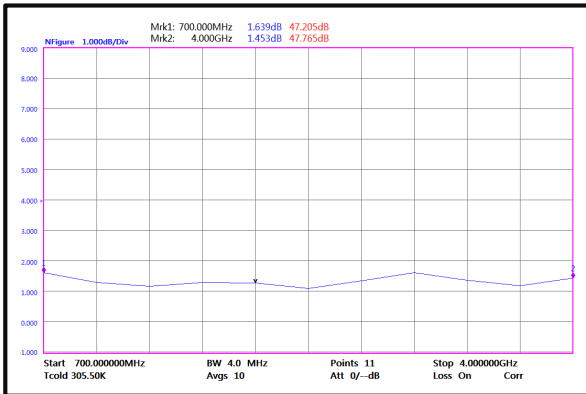


Saturation Power vs. Frequency

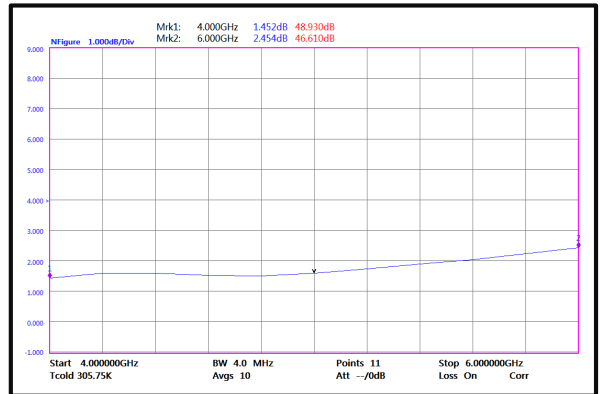


Широкополосный маломощный усилитель 0,7 ГГц — 6 ГГц

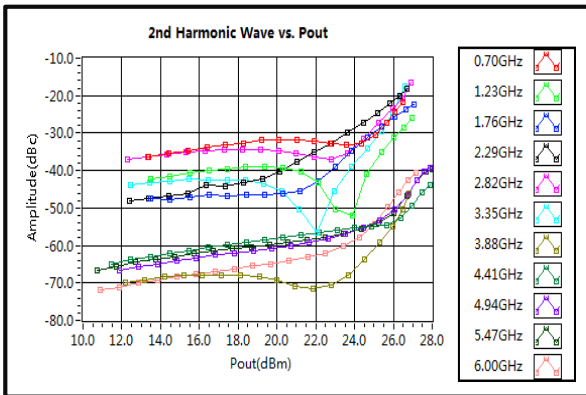
Noise Figure(0.7-4GHz)



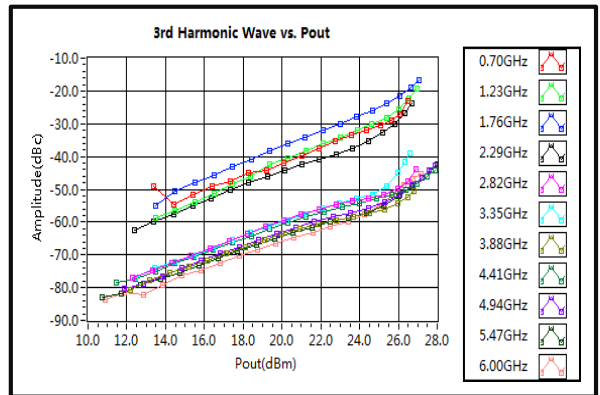
Noise Figure(4-6GHz)



2nd Harmonic Wave Output Power



3rd Harmonic Wave Output Power



4th Harmonic Wave Output Power

