




P/N: LBW-IC06-1000M2000M-SFSF145-30

Коаксиальный изолятор 1 ГГц - 2 ГГц



Характеристики:

- Передача мощности до 30 Вт
- Широкий рабочий диапазон
- Высокая развязка в пределах рабочего диапазона
- Низкие вносимые потери
- Стабильность характеристик вне зависимости от изменения температуры
- Возможность передачи сигналов LMDS
- Высокое значение средней мощности
- Характеристики могут быть изменены по требованию заказчика



Parameter	Min.	Typ.	Max.	Units
Frequency Range		1-2		GHz
Insertion Loss		0.70	0.80	dB
Isolation (Note 1)	16	17		dB
VSWR		1.45	1.5	:1
Forward Power (CW)			30	W
Reverse Power (CW)			10	W
Rotation	Clockwise (Standard) Counter Clockwise (upon request)			
Input /Output Connector	SMA-Female			
Finishing	Nickel Plated			
Case Material	Aluminium Alloy			
Weight		13.0 Max.		ounces
Impedance		50		Ω

Note1 :

Units which have a narrower frequency bandwidth can achieve higher isolation & lower insertion loss

Bandwidth (5 ~10) % x Center Frequency (Isolation >22dB)

Bandwidth (20~30) % x Center Frequency (Isolation >21dB)

Bandwidth (40~60) % x Center Frequency (Isolation >20dB)

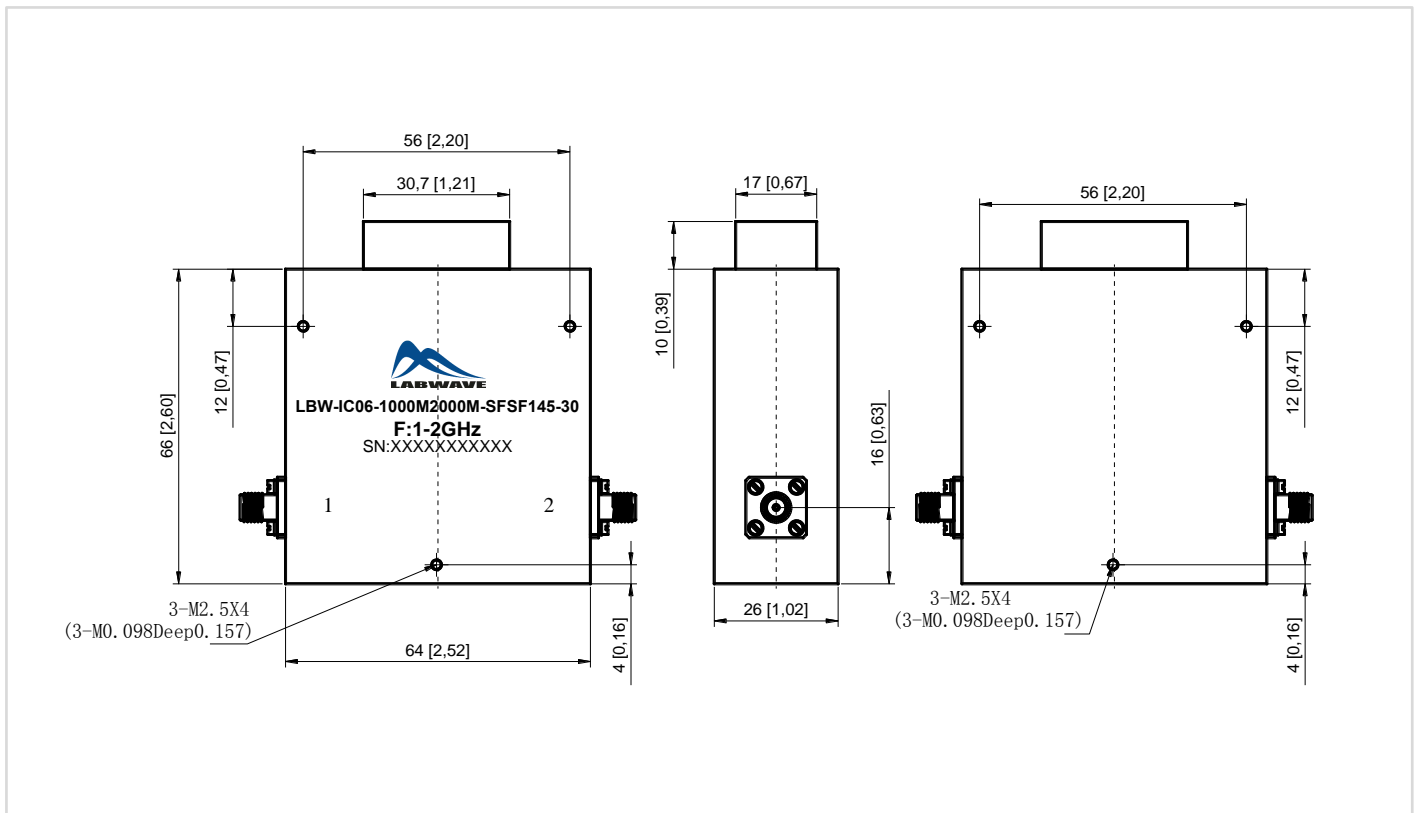
Ask manufacture for detail

Environmental Specifications

Operational Temperature	-20°C~+60°C
Storage Temperature	-40°C~+85°C
Altitude	30,000 ft. (Epoxy Sealed Controlled environment)
	60,000 ft. 1.0psi min (Hermetically Sealed Un-controlled environment) (Optional)
Vibration	25gRMS (15 degrees 2KHz) endurance, 1 hour per axis
Humidity	100% RH at 35°C, 95%RH at 40°C
Shock	20G for 11msec half sine wave, 3 axis both directions

Outline Drawing:

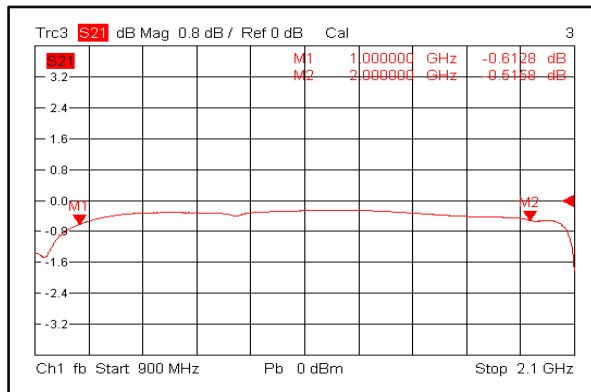
All Dimensions in mm (inches) Tolerance $\pm 0.25(0.01)$



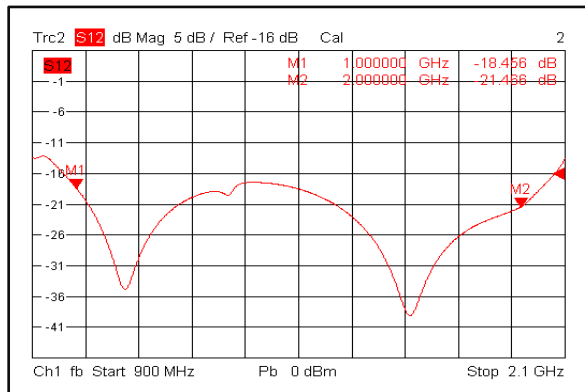
Note:

Due to the isolators and circulators belong to magnetic components, please far away from the magnetic matters by over 2 inches when you install or place.

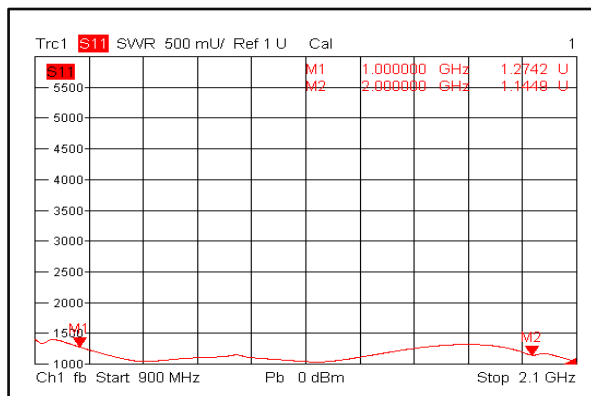
Insertion Loss



Isolation



VSWR 1



VSWR 2

