

Характеристики:

- Широкий рабочий диапазон
- Высокая развязка в пределах рабочего диапазона
- Низкие вносимые потери
- Стабильность характеристик вне зависимости от изменения температуры
- Высокое значение средней мощности
- Характеристики могут быть изменены по требованию заказчика



Parameter	Min.	Typ.	Max.	Units
Frequency Range	18-26.5			GHz
Insertion Loss		1.40	1.50	dB
Isolation (Note 1)	15	16		dB
VSWR		1.40	1.50	:1
Forward Power			10	W
Reverse Power			1	W
Rotation	Clockwise			
Input / Output Connectors	2.92mm-Female			
Finish	Nickel Plated			
Case Material	Copper			
Weight	0.6 max.			Ounces
Impedance	50			Ω

Note1 :

Units which have a narrower frequency bandwidth can achieve higher isolation & lower insertion loss

Bandwidth (5 ~10) % x Center Frequency (Isolation >23dB)

Bandwidth (20~30) % x Center Frequency (Isolation >21dB)

Bandwidth (40~60) % x Center Frequency (Isolation >20dB)

Ask manufacture for detail

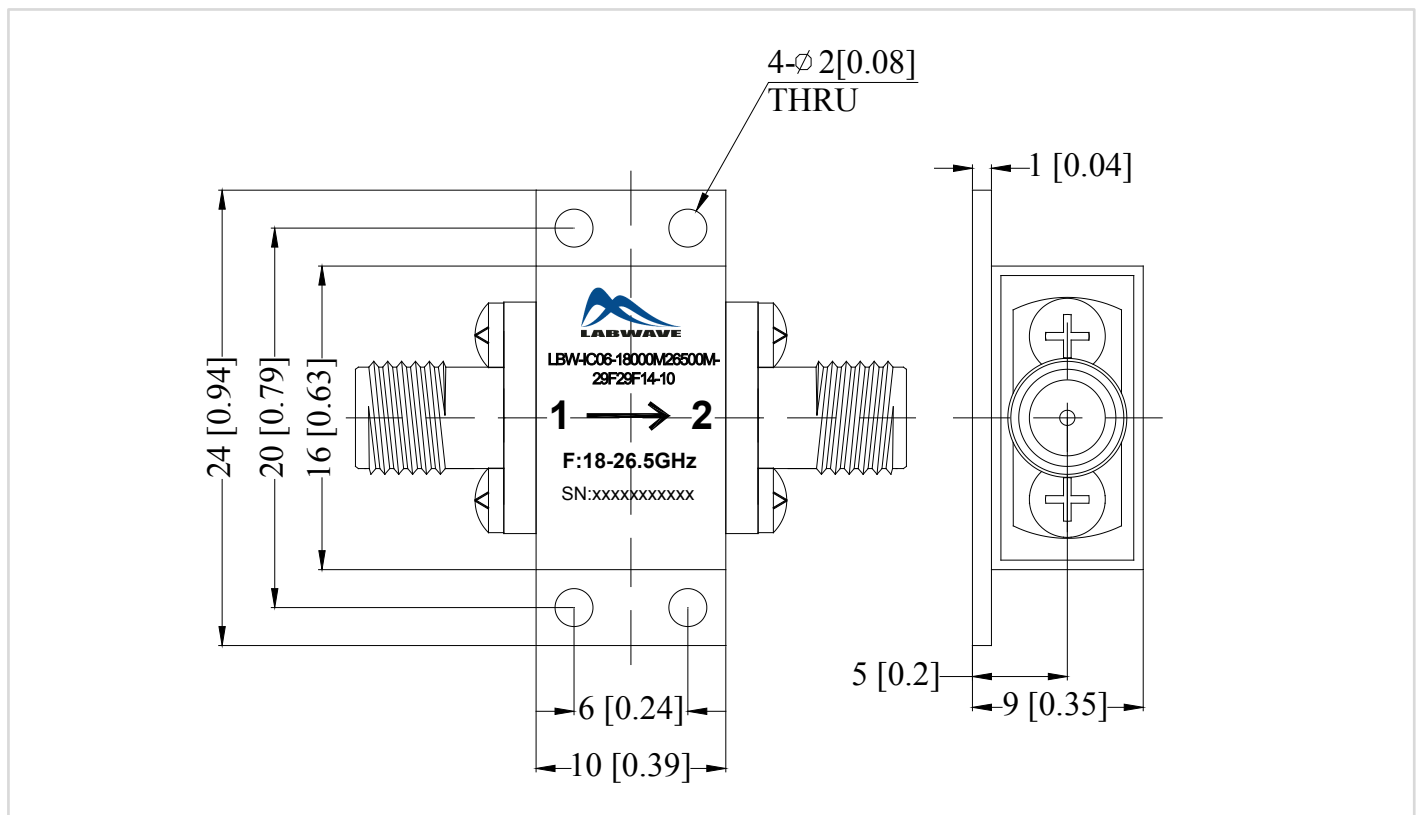
Широкополосный коаксиальный изолятор 18 ГГц - 26,5 ГГц

Environmental Specifications

Operational Temperature	-40°C~+80°C
Storage Temperature	-45°C~+85°C
Altitude	30,000 ft. (Epoxy Sealed Controlled environment)
	60,000 ft. 1.0psi min (Hermetically Sealed Un-controlled environment) (Optional)
Vibration	25gRMS (15 degrees 2KHz) endurance, 1 hour per axis
Humidity	100% RH at 35°C, 95%RH at 40°C
Shock	20G for 11msec half sine wave, 3 axis both directions

Outline Drawing:

All Dimensions in mm (inches) Tolerance ±0.25(0.01)

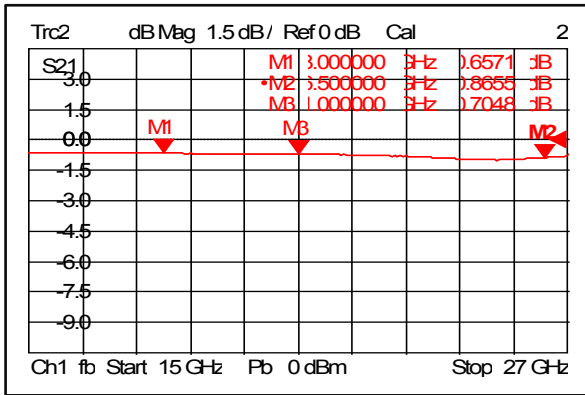


Note:

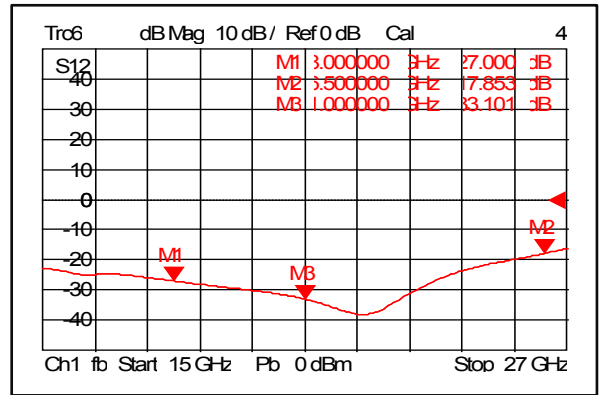
Due to the isolators and circulators belong to magnetic components, please far away from the magnetic matters by over 2 inches when you install or place.

Широкополосный коаксиальный изолятор 18 ГГц - 26,5 ГГц

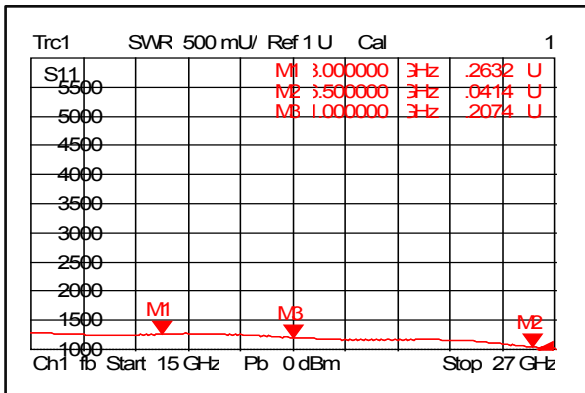
Insertion Loss



Isolation



VSWR 1



VSWR 2

