


Характеристики:

- Широкий рабочий диапазон 2 - 4 ГГц
- Управление через драйвер TTL
- Высокая скорость переключения
- Низкие вносимые потери и высокая изоляция
- Возможны изменения по запросу



Области применения:

- Беспроводные сети
- 5G сети
- Оборудование для тестирования и измерений
- Микроэлектроника и спутниковая связь
- Оптоволоконные сети



Parameters	Min.	Typ.	Max.	Units
Frequency Range		2~4		GHz
Insertion Loss		1.3	1.5	dB
Insertion Loss Temperature Coefficient		0.003		dB/ °C
Isolation	80	85		dB
Input VSWR		1.3	1.5	: 1
Output VSWR		1.3	1.5	: 1
RF Input Power (CW)			30	dBm
DC Power Dissipation		0.4		W
0.1dB Compression Point (P0.1dB)		30		dBm
IIP3		55		dBm
Switching Speed			100	ns
Weight		0.71		ounces
Impedance		50		Ω
Bias Current (+5V / -5V)		80/50 Max.		mA
Input / Output Connectors	SMA-Female			
Finish	Gold Plated			
Material	Aluminum			
Sealing	Hermetically Sealed (optional)			

Поглощающий коаксиальный переключатель SP2T 2 - 4 ГГц

Absolute Maximum Ratings

Biasing	+5V ± 10%/-5V ± 10%
---------	---------------------

Note: TTL pins cannot be connected to the negative voltage otherwise the internal driver will be damaged.

Ordering Information

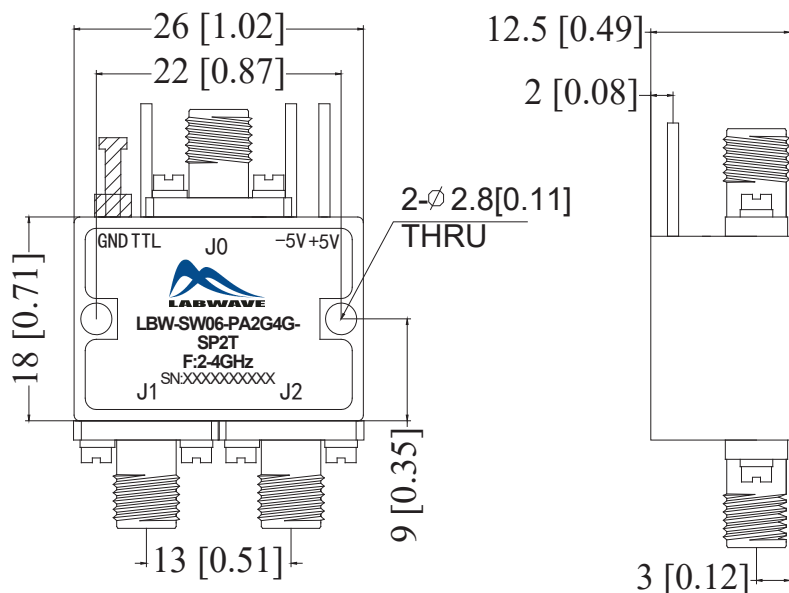
Part No.	Description
LBW-SW06-PA2G4G-SP2T	SP2T 2-4GHz PIN Diode Switch

Environmental Specifications

Operational Temperature	-40°C~+85°C
Storage Temperature	-50°C~+105°C
Altitude	30,000 ft. (Epoxy Sealed Controlled environment)
	60,000 ft. 1.0psi min (Hermetically Sealed Un-controlled environment) (Optional)
Vibration	25g RMS (15 degrees 2KHz) endurance, 1 hour per axis
Humidity	100% RH at 35°C, 95%RH at 40°C
Shock	20G for 11msec half sine wave, 3 axis both directions

Outline Drawing:

All Dimensions in mm (inches)
Housing Tolerances ± 0.1 (0.004)

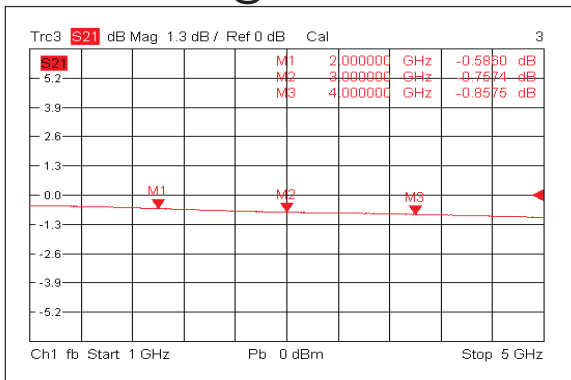


Truth Table

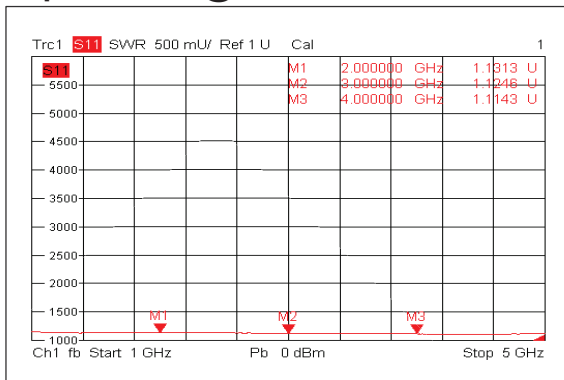
TTL Control Voltage THRESHOLD	Low(0)=0~0.8V
	High(1)=2.8~5V
Control Input TTL	State
0	J0-J2
1	J0-J1
Control Pin Customization available upon request	

Поглощающий коаксиальный переключатель SP2T 2 - 4 ГГц

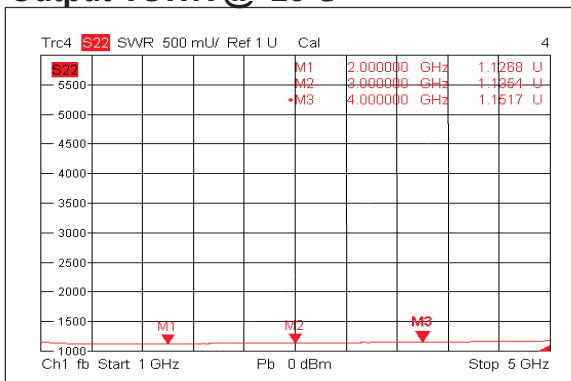
Insertion Loss @+25°C



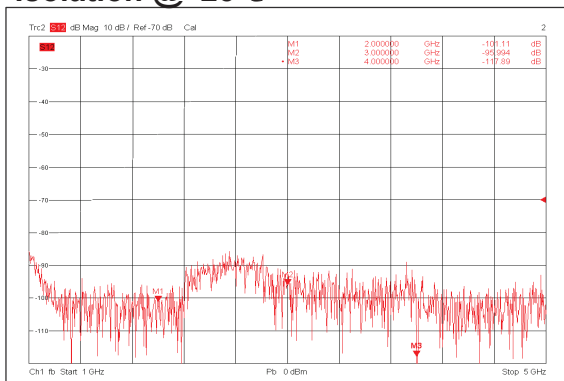
Input VSWR @+25°C



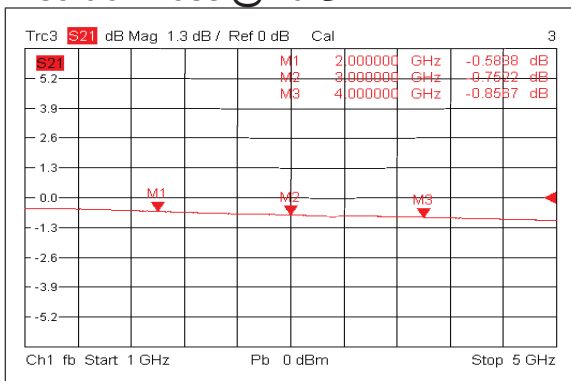
Output VSWR @+25°C



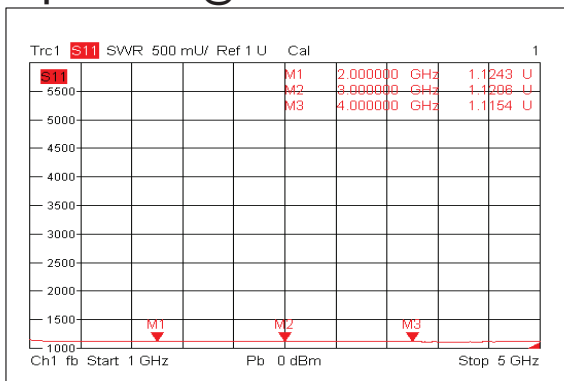
Isolation @+25°C



Insertion Loss @-40°C

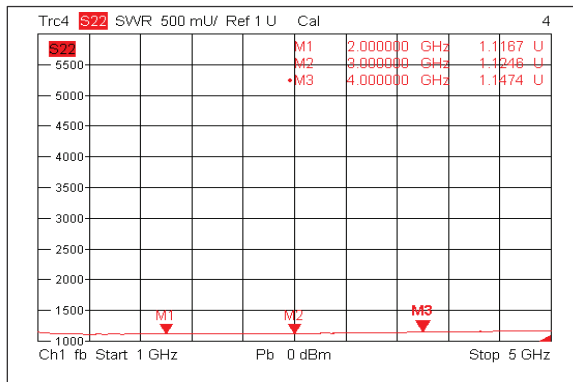


Input VSWR @-40°C

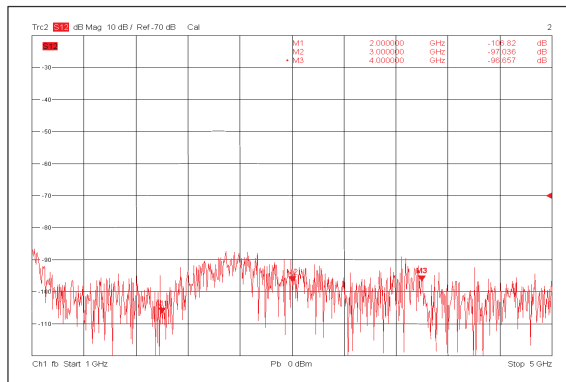


Поглощающий коаксиальный переключатель SP2T 2 - 4 ГГц

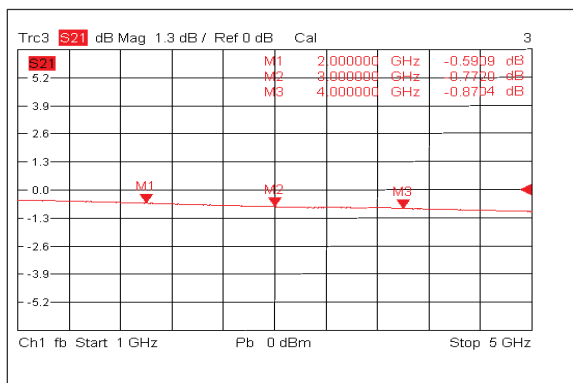
Output VSWR @-40°C



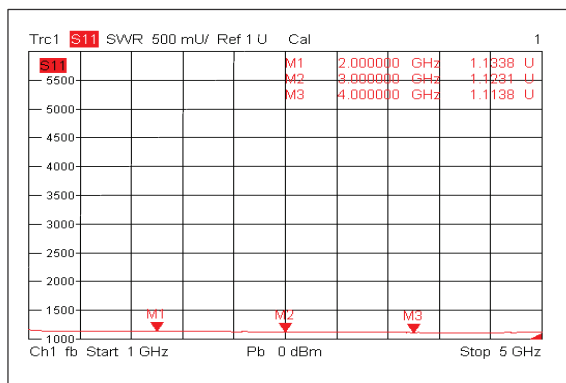
Isolation @-40°C



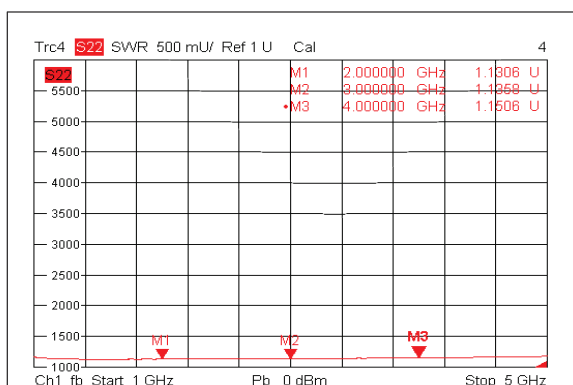
Insertion Loss @+85°C



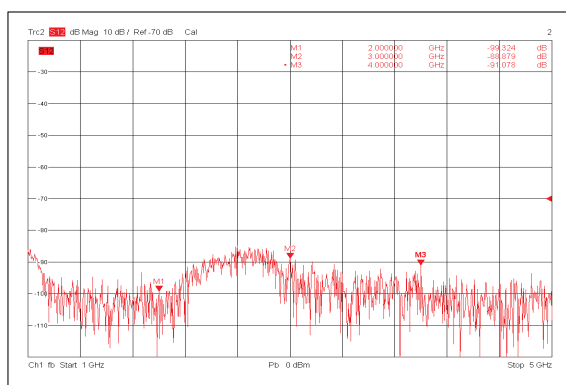
Input VSWR @+85°C



Output VSWR @+85°C

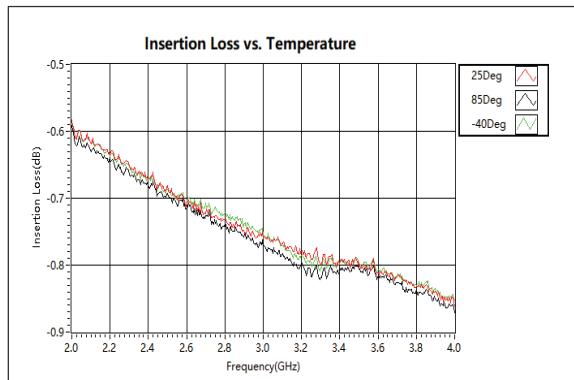


Isolation @+85°C

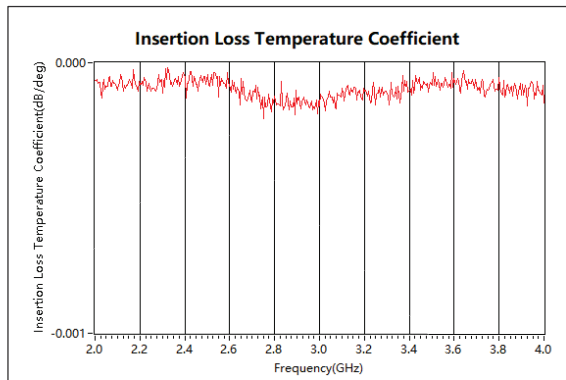


Поглощающий коаксиальный переключатель SP2T 2 - 4 ГГц

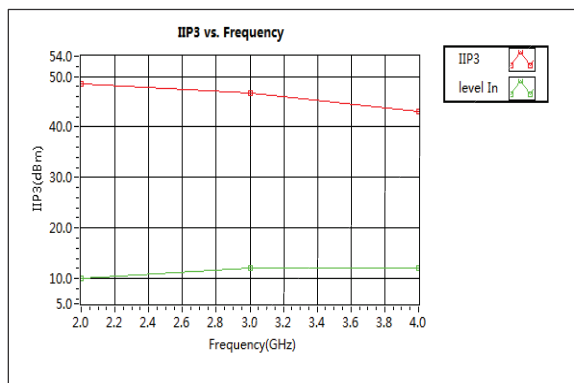
Insertion Loss Temperature Coefficient



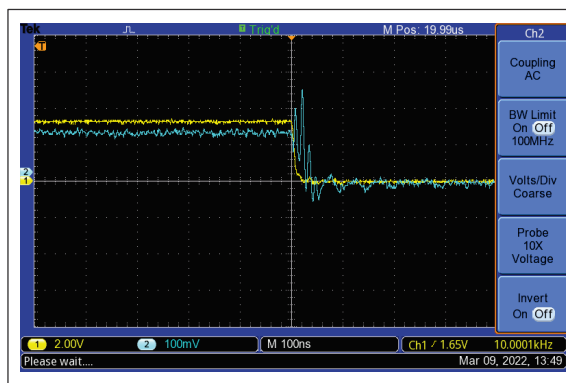
Insertion Loss vs. Temperature



IIP3



Switching Speed



Switching Speed

