

### Характеристики:

- Широкий рабочий диапазон 10 МГц - 18 ГГц
- Управление через драйвер TTL
- Высокая скорость переключения
- Низкие вносимые потери и высокая изоляция
- Холодное переключение высокой мощности
- Параметры могут быть изменены по запросу



### Области применения:

- Беспроводные сети
- 5G сети
- Оборудование для тестирования и измерений
- Микроэлектроника и спутниковая связь
- Оптоволоконные сети

Parameters	Min.	Typ.	Max.	Min.	Typ.	Max.	Min.	Typ.	Max.	Units
Frequency Range	0.01-6			6-12			12-18			GHz
Insertion Loss		1.9	2.5		2.5	3		3.6	4.0	dB
Insertion Loss Temperature Coefficient		0.003			0.003			0.003		dB/ ° C
Isolation	30	40		25	30		22	24		dB
Input VSWR		1.5	1.8		1.8	2.0		1.7	2.0	: 1
Output VSWR		1.5	1.8		1.8	2.0		1.7	2.0	: 1
*RF Input Power (CW) ( 50Ω,T = 25°C)			40			40			40	dBm
DC Power Dissipation		1.5			1.5			1.5		W
0.1dB Compression Point ( P0.1dB ) (Pulsed)		40			40			40		dBm
IIP3		45			48			48		dBm
Switching Speed	500 Typ.									ns
Bias Current ( +12V )	150 Max.									mA
Weight	9.6 Max.(Including Heat sink)									ounces
Impedance	50									Ω
Input / Output Connectors	SMA-Female									
Finish	Nickel Plated									
Material	Aluminum									
Sealing	Hermetically Sealed (Optional)									

\* When the working frequency is lower than 100MHz, the power needs to be derated linearly to 1W from 100MHz to 10MHz.

## Отражающий коаксиальный переключатель SP4T 0,01 - 18 ГГц

### Absolute Maximum Ratings

Biasing	+12V±10%
---------	----------

**Note:**

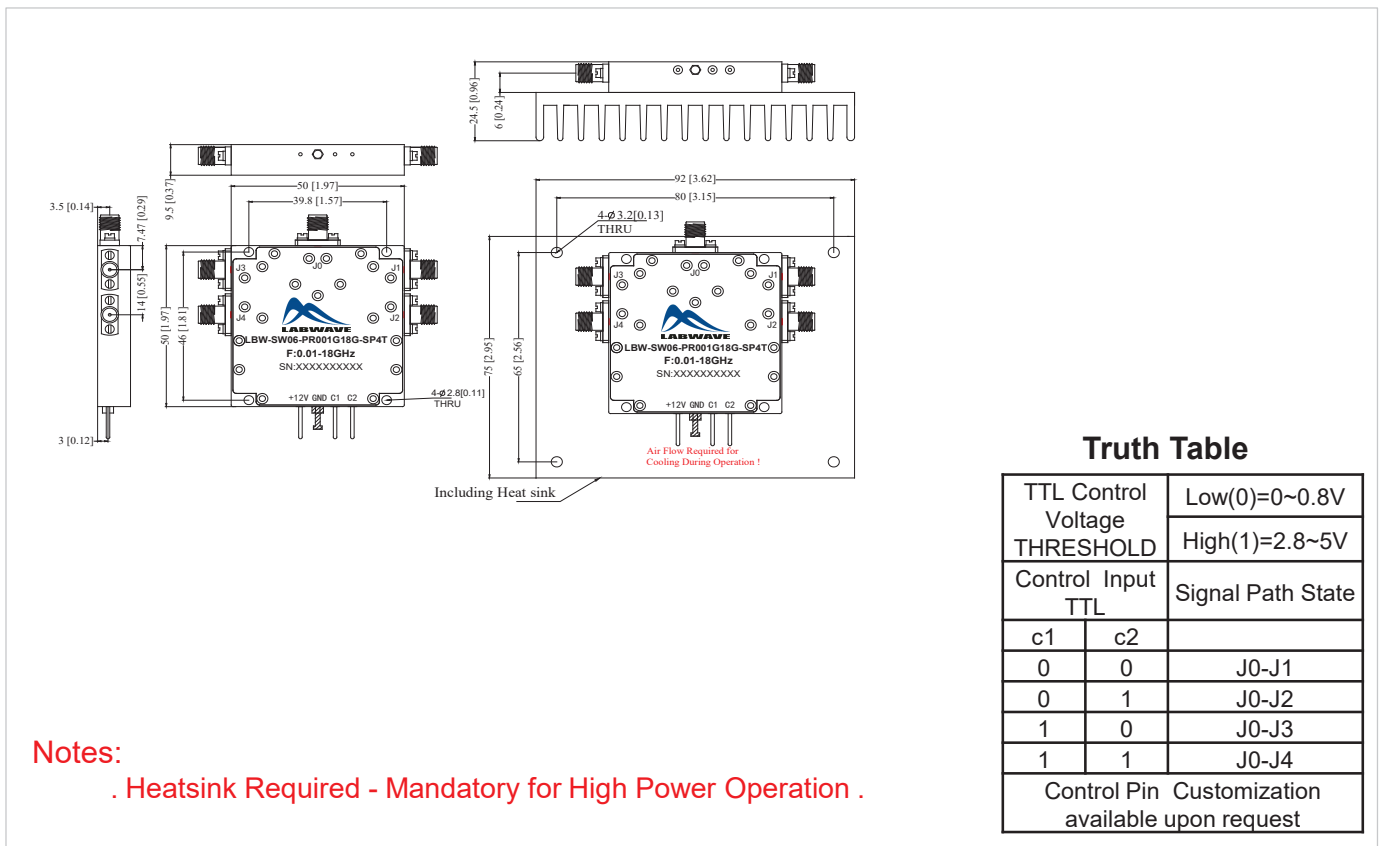
1. TTL pins cannot be connected to the negative voltage otherwise the internal driver will be damaged .
2. If the device operates in high power state, recommend keeping case temperature lower than 60°C.
3. Cold Switching: Before changing any TTL signal(s), the RF input power must be blanked or the switch could be damaged.
4. DC blocks required . Input and output ports must not be connected to DC ground or any DC voltage or the switch will be damaged.

### Ordering Information

Part No.	Description
LBW-SW06-PR001G18G-SP4T	SP4T 0.01-18GHz PIN Diode Switch

### Outline Drawing:

All Dimensions in mm (inches)  
 Housing Tolerances ±0.1 (0.004)  
 (Excl Heat Sink)



**Notes:**

. Heatsink Required - Mandatory for High Power Operation .

### Environmental Specifications

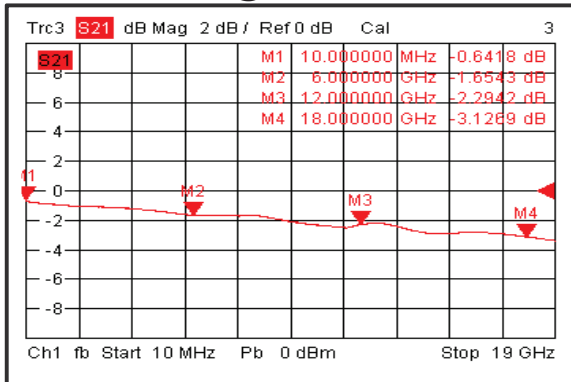
Operational Temperature	-40°C~+85°C
Storage Temperature	-50°C~+105°C
Altitude	30,000 ft. (Epoxy Sealed Controlled environment)
	60,000 ft. 1.0psi min (Hermetically Sealed Un-controlled environment) (Optional)
Vibration	25g RMS (15 degrees 2KHz) endurance, 1 hour per axis
Humidity	100% RH at 35°C, 95%RH at 40°C
Shock	20G for 11msec half sine wave, 3 axis both directions

### Truth Table

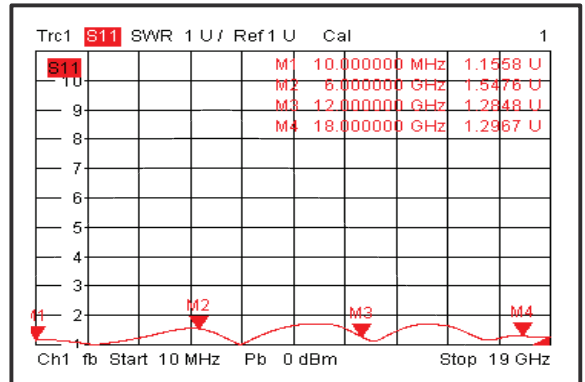
TTL Control Voltage THRESHOLD		Low(0)=0~0.8V High(1)=2.8~5V
Control Input TTL		Signal Path State
c1	c2	
0	0	J0-J1
0	1	J0-J2
1	0	J0-J3
1	1	J0-J4
Control Pin Customization available upon request		

## Отражающий коаксиальный переключатель SP4T 0,01 - 18 ГГц

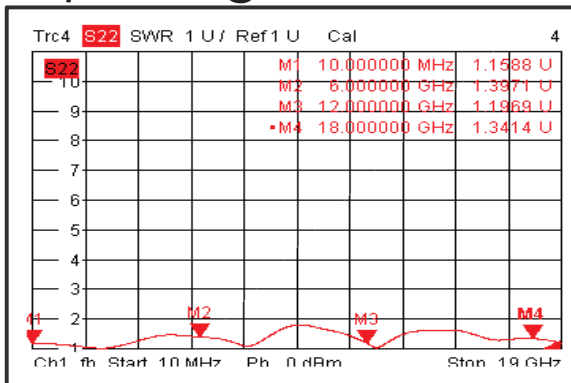
### Insertion Loss @+25°C



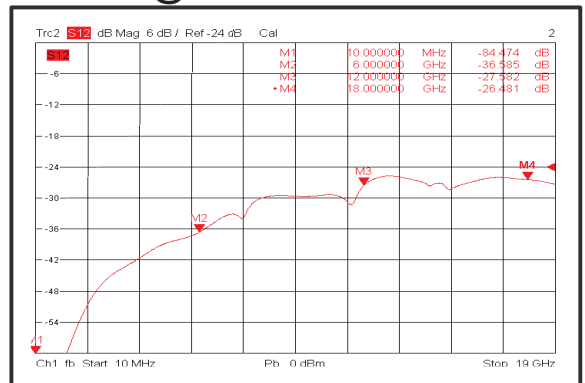
### Input VSWR @+25°C



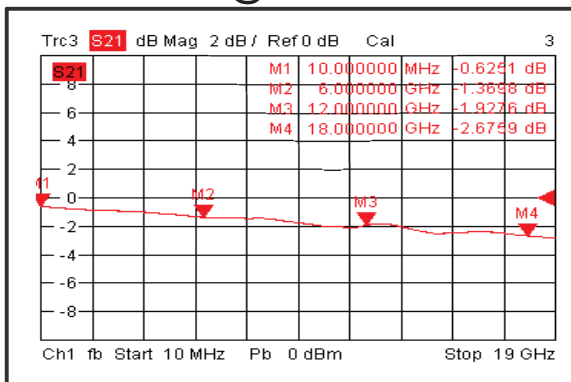
### Output VSWR @+25°C



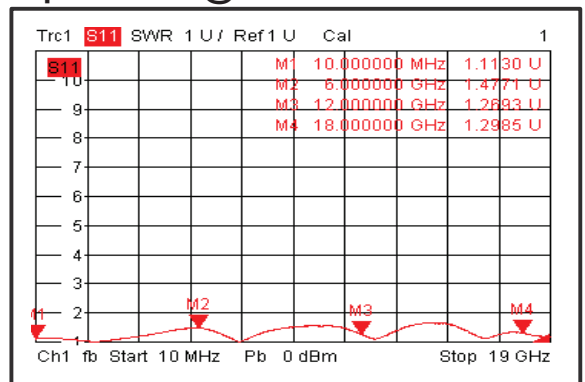
### Isolation @+25°C



### Insertion Loss @-40°C

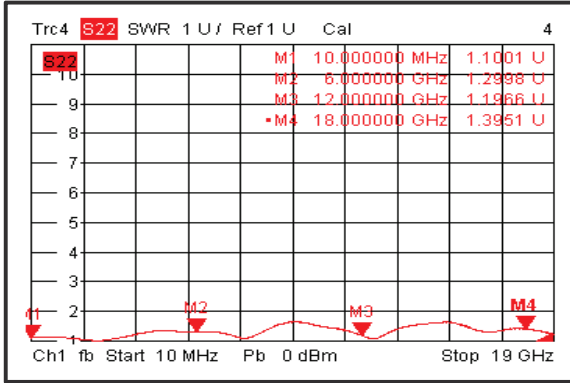


### Input VSWR @-40°C

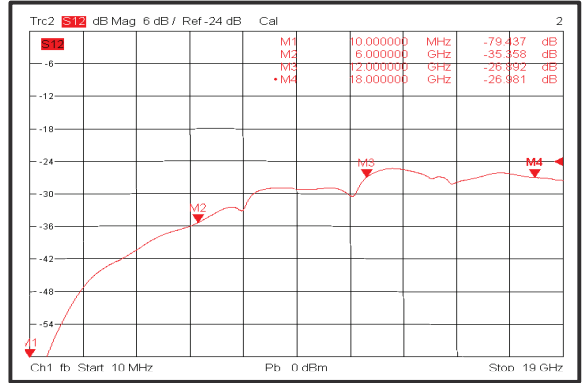


## Отражающий коаксиальный переключатель SP4T 0,01 - 18 ГГц

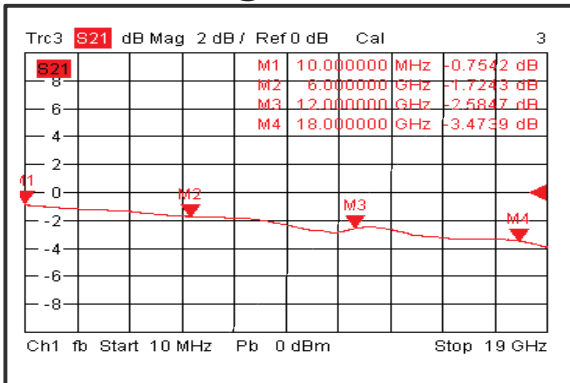
### Output VSWR @-40°C



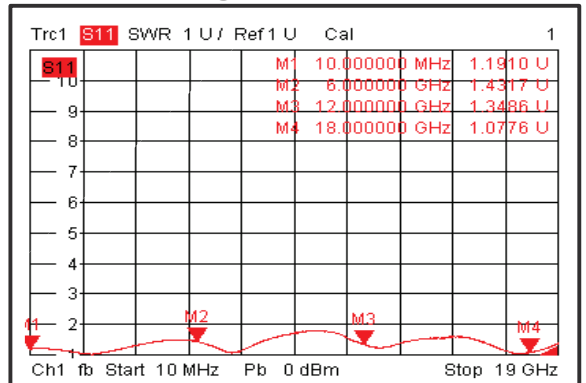
### Isolation @-40°C



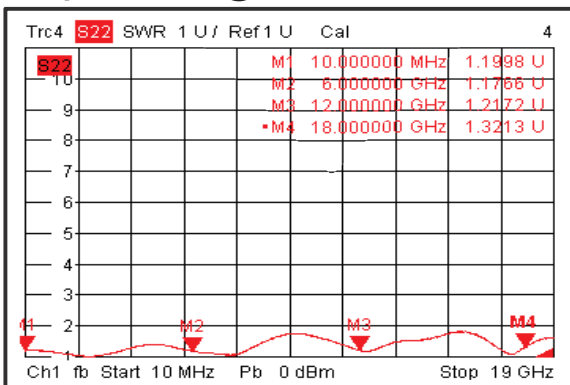
### Insertion Loss @+85°C



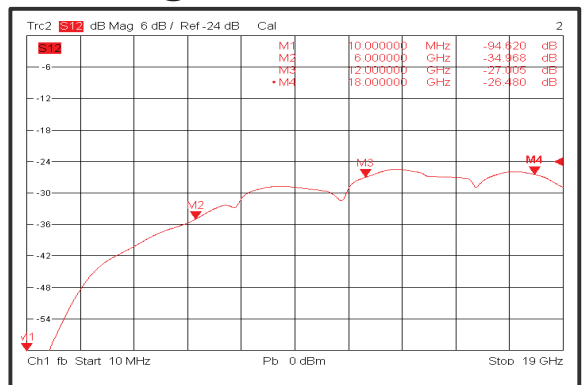
### Input VSWR @+85°C



### Output VSWR @+85°C

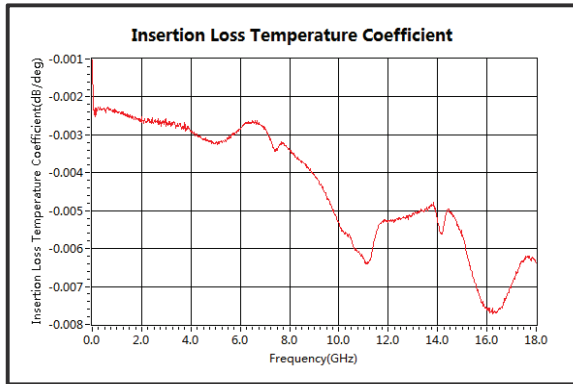


### Isolation @+85°C

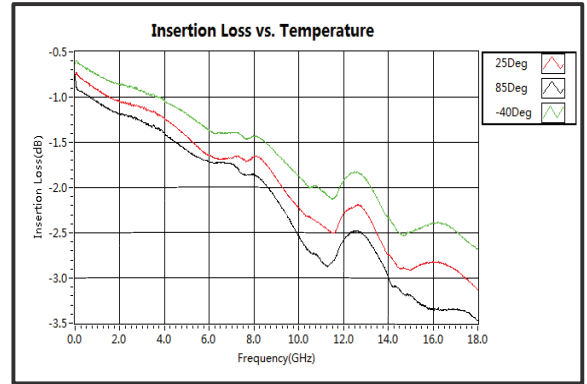


## Отражающий коаксиальный переключатель SP4T 0,01 - 18 ГГц

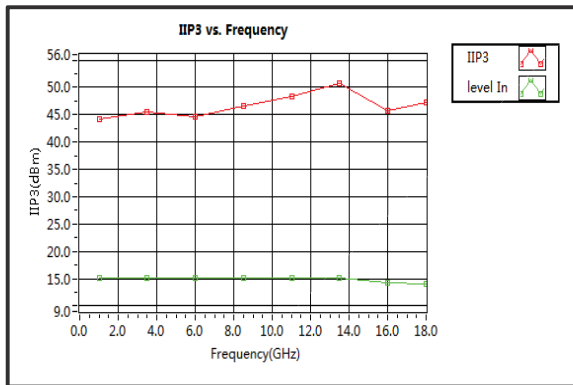
### Insertion Loss Temperature Coefficient



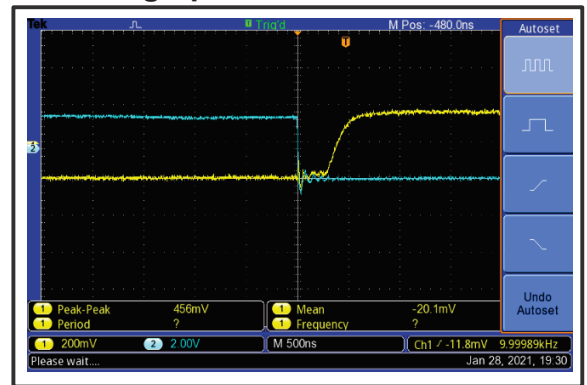
### Insertion Loss vs. Temperature



### IIP3



### Switching Speed



### Switching Speed

