

The Hera 3F is designed to perform pre-compliance emission and full compliance immunity tests at 3m distance on commercial equipment. The design of the structure is optimised for maximum performances, in minimum space. The shielding and its pyramidal absorbers are manufactured by SIEPEL.

CHARACTERISTICS

➤ Compliance & Performances

	Normalised site attenuation (NSA) CISPR 16-1-4		Site VSWR CISPR 16-1-4	Field uniformity IEC/EN 61000-4-3
	3 m	3 m	1 m	3 m
Measurement distance	3 m	3 m	1 m	3 m
Frequency range	30 MHz - 200 MHz	200 MHz - 1 GHz	1 GHz - 18 GHz	80 MHz - 18 GHz
Guaranteed performances	±8 dB	±4 dB	< 6 dB	0 / +6 dB
Compliance	Pre-compliant	Pre-compliant	Compliant	Compliant

SHIELDING EFFECTIVENESS COMPLIES WITH EN 50147-1 (10 kHz - 18 GHz)

Radiated emission (EMI) testing: Fully compliant with the following standards from 30 MHz to 18 (40) GHz

- CISPR 11,
- CISPR 16-1-4,
- CISPR 22 / EN 55022,
- CISPR 32,
- EN 50147-2,
- EN 55011,
- ANSI C63.4

Radiated immunity (EMS) testing: Fully compliant with EN/IEC 61000-4-3.

Radio standards: All ETSI standards referring to CISPR 16 and EN/IEC 61000-4-3.

➤ Dimensions

Total overall with steel stiffeners	Internal usable dimensions
8.0 x 3.4 x 3.4 m 26 x 11 x 11 ft	7.2 x 2.5 x 2.7 m 24 x 8 x 9 ft

➤ Quality


- All absorbers batches are tested by SIEPEL for reflectivity performances between 30 MHz – 1000 MHz.
- Our raw materials are compliant to RoHS / REACH and free of substances in the current list of Substances of Very High Concern (SVHC) published by the European Chemicals Agency (ECHA).

➤ About our absorbers

- HY absorbers power handling: 2 kW/m² (CW).
- Both absorbers coated with either aqueous or plastic paint are classified ISO class 4 (ISO 14644-1:2015) clean room conditions.

OUR STRENGTHS


- ⊕ High-quality components & parts
- ⊕ Guarantee of 20 years for the RF performances of our absorbers
- ⊕ Guaranteed performances
- ⊕ Control of performances before shipment
- ⊕ Measurement department accredited ISO/IEC 17025:2005 (accreditation n° 1-6220, scope available on www.cofrac.fr)
- ⊕ Fast delivery: permanent stock available off the shelves
- ⊕ Setting-up of the chambers by our dedicated installation team




CONFIGURATION

**MODULAR SHIELDING**

Self-standing structure up to 18 (40) GHz
Steele stiffeners

**OPTIMISED ABSORBER LINING**

Ferrite absorbers (walls and ceiling)
Hybrid pyramidal absorbers (partial lining walls and ceiling)
Removable pyramidal absorbers for immunity (floor)

**DOOR**

Manual single leaf swing door
Clearance 1.2 x 2.1 m / 3.9 x 6.8 ft with interlock switch

**RAISED FLOOR**


With ground plane

**WALL PANELS**

Penetration panel including coaxial feedthroughs and waveguides

**TURNTABLE**

Diameter 1.2 m / 3.9 ft
Max payload 500 kg / 1102,3 lbs

**VENTILATION**

Honeycomb air vents
300 x 300 mm / 1 ft x 1 ft up to 18 (40) GHz

**PROJECT REALISATION**

Project management
Technical design & study
On-site installation

**POWER DISTRIBUTION**

Power filter single-phase 32 A - 50/60 Hz
Power filter three-phase 32 A - 50/60 Hz
Electrical package: power distribution, lighting

**PERFORMANCE VERIFICATION**

Shielding effectiveness at 900 MHz at critical locations

AVAILABLE OPTIONS

- Extended shielding performances up to 40 GHz
- Shielded control and amplifier rooms
- Plastic paint for pyramidal absorbers with wide range of colors
- Other types and dimensions of doors
- Electrically-assisted door latching/unlatching
- Antenna positioners
- Floor hatches with connection points
- Additional power filters, data filters and special feedthroughs
- CCTV / Audio monitoring systems
- Fire detection systems
- On request, some measurements can be accredited ISO 17025 (accreditation number 1-6220, scope available on www.cofrac.fr).
- Military / Automotive / RadioCom standards compliance
- Many other options on demand

FOR OTHER EMC CHAMBERS
PLEASE REFER TO OUR
DATASHEET
«**HOW TO CHOOSE AN
ANECHOIC CHAMBER**»

